



Assessing the Impact of Abamectin and Diafenthiuron on Silkworm Larval Growth and Survival

Kenchappa N M ^{a*}, Vinoda K S ^a, Banuprakash K G ^a,
Noor Mahammed N R ^b and Murali Mohan K ^c

^a Department of Sericulture, UAS, GKVK, Bengaluru, Karnataka -560065, India.

^b Department of Entomology, Punjab Agricultural University, Ludhiana, Punjab -141002, India.

^c Department of Entomology, UAS, GKVK, Bengaluru, Karnataka -560065, India.

Authors' contributions

This work was carried out in collaboration among all authors. All authors read and approved the final manuscript.

Article Information

DOI: <https://doi.org/10.9734/arja/2024/v17i2464>

Open Peer Review History:

This journal follows the Advanced Open Peer Review policy. Identity of the Reviewers, Editor(s) and additional Reviewers, peer review comments, different versions of the manuscript, comments of the editors, etc are available here: <https://www.sdiarticle5.com/review-history/118517>

Original Research Article

Received: 18/04/2024

Accepted: 20/06/2024

Published: 26/06/2024

ABSTRACT

An experiment was conducted primarily to evaluate chemicals exhibiting dual insecticidal and acaricidal properties, with a specific focus on their compatibility with silkworms and indigenous natural predators within the mulberry ecosystem, to evaluate abamectin 1.9% EC and diafenthiuron 50% WP for safety period on mulberry silkworm, *Bombyx mori* L. (Jan-Feb and Mar-April 2023) where in the pesticides were sprayed on mulberry at different durations, after spray were fed to the silkworms from third instar onwards. There was no mortality (0.00%) of silkworm observed in the treatments during two seasons and the larval progression 100% during third, fourth and fifth instars. The total larval duration was found shortest when the silkworms were fed with mulberry leaves harvested from the plots sprayed with abamectin 1.9% EC at 0.75ml/lit (22.30 and 23.22 days) and

*Corresponding author: E-mail: kenchappanmk65@gmail.com;

Cite as: N M, Kenchappa, Vinoda K S, Banuprakash K G, Noor Mahammed N R, and Murali Mohan K. 2024. "Assessing the Impact of Abamectin and Diafenthiuron on Silkworm Larval Growth and Survival". *Asian Research Journal of Agriculture* 17 (2):424-36. <https://doi.org/10.9734/arja/2024/v17i2464>.

diafenthiuron 50% WP at 1 g/lit (22.77 and 23.07 days) at 15 and 21 DAS, respectively. The larval weight was significantly maximum in the treatments with abamectin 1.9% EC at 0.75 ml/lit (4.29 and 4.08 g/larvae) and diafenthiuron 50% WP at 1 g/lit (4.17 and 4.06 g/ larvae), respectively at 15 and 21 DAS. The Effective Rate of Rearing (ERR %) was found highest with diafenthiuron 50% WP at 1 g/lit (97.78 and 96.67 % at 15 and 21 DAS) and abamectin 1.9% EC at 0.75 ml/lit (97.78 and 96.67 % at 15 and 21 DAS) that was comparable with control. The molecules, diafenthiuron 50% WP at 1 g/lit and abamectin 1.9% EC at 0.75 ml/lit were found safer to silkworms at 15 and 21 DAS in terms of survival and larval growth.

Keywords: Abamectin; diafenthiuron; larval growth; silkworm and survival.

1. INTRODUCTION

The silkworm, *Bombyx mori* L. is a monophagous insect relying solely on mulberry leaves, which serve as a critical and indispensable source of nutrition for silkworm growth and development. The mulberry foliage plays an irreplaceable role in providing vital nutrition for silkworms, ultimately influencing the production of cocoons of remarkable quality [1]. The success and profitability of silkworm rearing is intrinsically linked to the superior quality and abundant yield of mulberry foliage [2,3]. Multiple factors, such as judicious selection of varieties, meticulous agronomic practices, and the intricate interplay of both biotic and abiotic components collectively influence the overall excellence of mulberry leaves [4]. The luxuriant foliage of mulberry attracts the attention of numerous pests, leading to substantial damage and noteworthy losses in terms of both the yield and quality. More than 300 insect and non-insect pests infesting mulberry have been well documented, each inflicting a diverse range of damages [5].

Use of chemicals is a crucial component of integrated pest management, aimed at keeping both insect and non-insect pests under check in mulberry plantations. Pesticides, which are synthetic agents designed to disrupt pest physiology in order to protect host plants, play a vital role in sericulture. Regrettably, the resilient silkworm species, *B. mori* L., displays limited resistance to the potent impact of insecticides, leading to a distressing annual decline of more than 30 per cent in silk production attributed to insecticide poisoning [6]. Exposing silkworms to insecticide residues can have profound repercussions on their life cycle, affecting essential aspects such as growth, reproduction, cocoon quality, eclosion (hatching) and fecundity [7]. Hence, it is imperative to handle pesticides with care and ensure their responsible use that would ensure safeguarding the health and well-being of the silkworms while effectively managing

pests in mulberry plantations. Exploring alternative pest control measures and embracing integrated pest management practices will empower the industry to cultivate mulberry sustainably, safeguarding crop health and ecological balance in the process.

In the light of this context, a comprehensive research endeavour has been formulated with the following primary goals: to identify promising chemical compounds that can effectively replace DDVP in countering the infestation of thrips and mites. This study aims to evaluate chemicals exhibiting dual insecticidal and acaricidal properties, with a specific focus on their compatibility with silkworms and indigenous natural predators within the mulberry ecosystem.

2. MATERIALS AND METHODS

The experiment was laid out in a well-established V-1 mulberry garden following Randomized Complete Block Design (RCBD) with 11 treatments and three replications (Table 1). The leaves were harvested separately from each replication by following individual leaf harvest method. The feeding of treated mulberry leaves was initiated from second feeding after the second moult.

2.1 Disinfection of Rearing Room

The silkworm rearing house and appliances were thoroughly cleaned, sundried and disinfected before commencement of rearing. The entire rearing room along with appliances was disinfected by following standard procedure suggested by Dandin and Girdhar [8].

2.2 Silkworm Rearing

The chawki silkworms of bivoltine double hybrid (FC1 x FC2) were sourced from a registered chawki rearing center and reared at the Department of Sericulture, College of Agriculture,

UAS, GKVK, Bangalore. Ninety larvae were transferred to each experimental tray with three replications per treatment. The larvae were fed with leaves harvested at different intervals of chemical spraying. Feeding the treated leaves commenced from the second feed of the third instar onwards. Bed cleaning was performed thrice during the third instar, twice during the fourth instar (after the third moult and before the fourth moult), and once daily during the fifth instar. Lime powder was dusted on the silkworms at each moult to keep the bed dry and facilitate easy moulting. Ripe worms were handpicked from the rearing bed and mounted on bamboo mountages (chandrike) for cocoon spinning. The cocoons were harvested on the fifth day after mounting.

2.3 Observations Recorded

2.3.1 Rearing parameters

2.3.1.1 Larval mortality (%)

The larval mortality due to different chemicals recorded separately in each replication for every treatment and computed as below:

$$\text{Larval mortality (\%)} = \frac{\text{Number of dead larvae}}{\text{Total number of larvae treated}} \times 100$$

2.3.1.2 Instar wise larval progression (%)

The number of worms retained in different treatments upto spinning stage was recorded and the percent larval progression was calculated by using the formula,

$$\text{"Per cent larval progression="} \frac{\text{"Number of larvae alive per treatment"}}{\text{"Total number of worms per treatment"}} \times 100$$

2.3.1.3 Total larval duration (days)

The time taken by larvae to spin the cocoon recorded and counting the total duration.

2.3.1.4 Grown up larval weight (5th instar 5th day in g/larva)

The weight of ten randomly picked silkworms was recorded on 5th day of 5th instar. The observations were recorded separately for each replication and the average of the same was computed to observe the effect of spray of different chemicals.

2.3.1.5 Effective Rate of Rearing (ERR) (%)

The number of cocoons harvested at the end of rearing were counted and the ERR was calculated by using formula,

$$\text{ERR (\%)} = \frac{\text{Number of cocoons harvested}}{\text{Number of larvae treated}} \times 100$$

2.4 Statistical Analysis

The data collected from the experimental field and silkworms rearing were analyzed statistically by using one-way RCBD and CRD for testing of significance by Fisher's method of analysis of variance as outlined by Sundaraaj et al. [9]. The level of significance used in the F-test was P = 0.05. The critical difference (CD) values were computed to compare significance of the treatments.

3. RESULTS AND DISCUSSION

The efficacy of pesticides in mulberry ecosystem is determined not only by their effect against the target pest but also their safety to silkworms. Studies were conducted to determine the residual effect and the safety period of feeding silkworms with the leaves harvested from pesticide sprayed mulberry garden. The observations are documented and discussed in this section.

3.1 Larval Mortality (%)

The selected pesticides were sprayed on the mulberry and the leaves were fed to the silkworms at different day after spray. The number of larvae died during third, fourth and fifth instars were recorded separately in different treatments and the mortality percentage was calculated.

The third instar larvae did not show mortality in any of the treatments. But, the fourth and fifth instar larvae exhibited considerable mortality upon feeding the leaves harvested from pesticide treated plants at different durations after spray of the chemical. However, the control treatments did not document the mortality at any stage of larval development (Fig. 1).

Among the chemicals sprayed, during fourth instar, zero per cent mortality was observed in different treatments, diafenthiuron 50% WP (1 g/lit), abamectin 1.9% EC (0.75 ml/lit) at both 15 and 21 DAS while it was significantly high when the leaves harvested from diafenthiuron 50% WP (1 g/lit) at 8 DAS (8.89 and 6.67 %) on par with abamectin 1.9% EC (0.75 ml/lit) at 8 DAS (7.78 %), azadirachtin 10000 ppm (1 ml/lit) (6.67 and 10.00 %) followed by cyenopyrafen 30% EC (0.5 ml/lit) (5.56 %) respectively during Jan-Feb, 2023 and Mar-April, 2023.

Table 1. Treatment details

Sl. No.	Treatments	Description
1	T ₁	Diafenthiuron 50% WP (at 1 g/lit) at 8 DAS
2	T ₂	Diafenthiuron 50% WP (at 1 g/lit) at 15 DAS
3	T ₃	Diafenthiuron 50% WP (at 1 g/lit) at 21 DAS
4	T ₄	Abamectin 1.9% EC (at 0.75ml/lit) at 8 DAS
5	T ₅	Abamectin 1.9% EC (at 0.75ml/lit) at 15 DAS
6	T ₆	Abamectin 1.9% EC (at 0.75ml/lit) at 21 DAS
7	T ₇	Diamethoate 30% EC (at 2 ml/lit)
8	T ₈	Cyanopyrafen 30% EC (at 0.5ml/lit)
9	T ₉	Azadirachtin 1% EC (at 1ml/lit)
10	T ₁₀	Control (water spray)
11	T ₁₁	Absolute control (without water spray)



A. Healthy worms (Control)



B. Vomiting of gut juice
(Azadirachtin 1% EC at 1ml/lit)



C. Dead worms
(Azadirachtin 1% EC at 1ml/lit)



D. Shrunken body
(Cyanopyrafen 30% EC at 0.5ml/lit)

Fig. 1. Pesticide toxicity symptoms observed in silkworm, *Bombyx mori* L

During fifth instar, the mortality rate was significantly high when the silkworms were fed with leaves harvested at 8 DAS of diafenthiuron 50% WP (1 g/lit) (10.00 and 14.4 %), abamectin 1.9% EC (0.75 ml/lit) (8.89 and 11.11 %) and 20 DAS of azadirachtin 10000 ppm (1 ml/lit) (12.22 %) followed by cyanopyrafen 30% EC (0.5 ml/lit) (2.22 and 6.67%), respectively during Jan-Feb, 2023 and Mar-April, 2023. However, there was no mortality observed when the leaves harvested at 15 and 21 DAS of both diafenthiuron 50% WP (1 g/lit) and abamectin 1.9% EC (0.75 ml/lit) were used for rearing the silkworms. Vomiting symptoms and Shrunken body was observed in azadirachtin 10000 ppm (1 ml/lit) cyanopyrafen 30% EC (0.5 ml/lit) respectively. Though diamethoate 30% EC (2 ml/lit) recorded zero

mortality during Jan-Feb, 2023 there was a 2.22 % mortality observed during Mar-April, 2023 among the standard checks (Table 2).

Silkworm, *B. mori* is a beneficial insect reared for cocoon production. Hence, any molecule used for control of different pests in mulberry will have an impact on growth and productivity of silkworms. The toxic residue of insecticides may rupture the integument, cause complete cessation of feeding, stiffness in body resulting in 'S' or 'C' shaped larvae, vomiting and incomplete ecdysis [10] exhibited shrinkage of the body due to muscle contraction [11] upon feeding the leaves harvested from pesticide sprayed mulberry plot. Hence, a specific waiting period is suggested for safe use of such chemicals [12].

Table 2. Larval mortality (%) of silkworm, *B. mori* L. as influenced by feeding mulberry leaves sprayed with selected chemicals at different durations after spray

Treatments	Period of treatment								
	3 rd instar			4 th instar			5 th instar		
	Jan-Feb 2023	Mar-Apr 2023	Average	Jan-Feb 2023	Mar-Apr 2023	Average	Jan-Feb 2023	Mar-Apr 2023	Average
T ₁	0.00	0.00	0.00	8.89 ^a	6.67 ^{ab}	7.78 ^a	10.00 ^a	14.44 ^a	12.22 ^a
T ₂	0.00	0.00	0.00	0.00 ^b	0.00 ^c	0.00 ^b	0.00 ^b	0.00 ^d	0.00 ^b
T ₃	0.00	0.00	0.00	0.00 ^b	0.00 ^c	0.00 ^b	0.00 ^b	0.00 ^d	0.00 ^b
T ₄	0.00	0.00	0.00	7.77 ^a	7.77 ^{ab}	7.77 ^a	8.89 ^a	11.11 ^{ab}	10.00 ^a
T ₅	0.00	0.00	0.00	0.00 ^b	0.00 ^c	0.00 ^b	0.00 ^b	0.00 ^d	0.00 ^b
T ₆	0.00	0.00	0.00	0.00 ^b	0.00 ^c	0.00 ^b	0.00 ^b	0.00 ^d	0.00 ^b
T ₇	0.00	0.00	0.00	0.00 ^b	2.22 ^{bc}	1.11 ^b	0.00 ^b	2.22 ^{cd}	1.11 ^b
T ₈	0.00	0.00	0.00	5.56 ^{ab}	5.56 ^{abc}	5.56 ^{ab}	1.11 ^b	6.67 ^{bc}	3.89 ^b
T ₉	0.00	0.00	0.00	6.67 ^a	10.00 ^a	8.33 ^a	12.22 ^a	12.22 ^a	12.22 ^a
T ₁₀	0.00	0.00	0.00	0.00 ^b	0.00 ^c	0.00 ^b	0.00 ^b	0.00 ^d	0.00 ^b
T ₁₁	0.00	0.00	0.00	0.00 ^b	0.00 ^c	0.00 ^b	0.00 ^b	0.00 ^d	0.00 ^b
F-test	NS	NS	NS	*	*	*	*	*	*
S. Em ±	-	-	-	1.835	1.925	1.692	1.161	1.571	1.173
CD _{0.05}	-	-	-	5.418	5.682	4.994	3.424	4.638	3.461
CV	-	-	-	1.036	3.82	3.466	6.583	4.153	5.637

*Significant at 0.05; DAS: Days After Spray of the chemical; NS: Non significant; Numbers superscript with same alphabets are statistically on par

The chemical molecules belonging to the group of macrocyclic lactones like emamectin benzoate 5% SG [13] biological molecules like spinosad 48 SC at 100g a.i./ha [14] and neonicotinoids like thiamethoxam 0.2 ml/lit were found toxic reporting highest larval mortality in silkworms even after 48-72 hours of spray and upto 50 DAS. The pyridine organic compounds like flonicamid 50 WG at 0.3 g/lit [15], ryanoid class of molecules like chlorantraniliprole and new generation green insecticide flubendiamide [16] belonging to the class diamides also recorded 93-100 per cent mortality in silkworms due to persistent toxicity in the mulberry leaves even after 10 DAS of pesticides. However, Narayanaswamy et al. [17] reported lowest larval mortality (2.11 %) upon feeding silkworms with NSKE (4%) treated mulberry leaves on 22nd day after spray. Kumar et al. [18] observed 100.00, 75.00, 50.33, 10.00 and 12.00 per cent mortality on 10, 15, 20, 25 and 30 DAS, respectively when the silkworms were fed on mulberry leaves sprayed with azadirachtin 0.03 EC (2.0 ml/lit). Bandyopadhyay et al. [19] reported that neem oil at 1500 ppm and azadirachtin 1 per cent recorded silkworm mortality of 10.80 per cent and 11.60 per cent at 7 DAS, 6.3 per cent and 8.3 per cent at 14 DAS, respectively.

Kalpna et al. [20] among six selected chemical molecules abamectin 1.9% EC (0.75 ml/lit) and diafenthiuron 50% WP (1 g/lit) at 15 and 20 DAS were found safer to silkworms and recorded zero mortality at third, fourth and fifth instar silkworms.

3.2 Larval Progression

The larval progression showed a significant difference between the treatments during different stages of the silkworm. Cent per cent progression of larva was observed in all treatments during third instar. The molecules, diafenthiuron 50% WP (1 g/lit) and abamectin 1.9% EC (0.75ml/lit) recorded 100 per cent larval progression at 15 and 21 DAS, along with the control treatments that were on par with dimethoate 30% EC (2 ml/lit) in fourth and fifth instars during both rearings (100.00, 97.78 %, respectively during Jan-Feb, 2023 and Mar-April, 2023). The fourth instar larval progression registered least values in azadirachtin 10000 ppm (1 ml/lit) (93.33 and 89.98 %) on par with diafenthiuron 50% WP (1 g/lit) (91.11 and 93.33 %) and abamectin 1.9% EC (0.75 ml/lit) (92.22 and 92.22 %) at 8 DAS followed by cyenopyrafen

30% EC (0.5 ml/lit) (94.44 and 94.44 %) during Jan-Feb, 2023 and Mar-April, 2023, respectively.

During fifth instar, the larval progression recorded least in azadirachtin 10000 ppm (1 ml/lit) (87.72 and 86.66 %) on par with diafenthiuron 50% WP (1 g/lit) (89.89 and 85.55 %) and abamectin 1.9% EC (0.75 ml/lit) (91.11 and 88.89 %) at 8 DAS followed by cyenopyrafen 30% EC (0.5 ml/lit) (97.78 and 94.44 %) during Jan-Feb, 2023 and Mar-April, 2023 respectively. But the progression increased to 100 percent in both diafenthiuron 50% WP (1 g/lit) and abamectin 1.9% EC (0.75 ml/lit) when used at 15 and 21 DAS, which is on par with control (water spray) and absolute control (Table 3, Fig. 2).

Mao et al. [21] reported minimum survival rate in chlorantraniliprole treated group (97.50%) compared to control group (100%). In a similar vein, fenpropathrin showed decreased larval progression in both 15 and 20 DAS, demonstrating that the pyrethroid group is not recommended for use in sericulture and can seriously harm silkworm growth and development by attacking the insect nerve membranes and impairing nerve conduction [22].

3.3 Grown up Larval Weight (g/larva)

The average weight of grown up larva (5th day of 5th instar) of double hybrid (FC1 x FC2) silkworms was recorded separately among different treatments. Significantly larvae with maximum weight were observed when silkworms were fed with mulberry leaves harvested from abamectin 1.9 % EC at (0.75 ml/lit) sprayed plants (4.37 and 4.19 g/larva) at 15 DAS on par with diafenthiuron 50% WP (1 g/lit) (4.26 and 4.09 g/larva) at 15 DAS, abamectin 1.9% EC (0.75 ml/lit) (4.16 and 3.99 g/larva) at 21 DAS and diafenthiuron 50% WP (1 g/lit) (4.14 and 3.97 g/larva) at 21 DAS, respectively during Jan-Feb, 2023 and Mar-April, 2023. The least larval weight was observed in diafenthiuron 50% WP (1 g/lit) (3.50 and 3.66 g/larva) at 8 DAS followed by azadirachtin 10000 ppm (1 ml/lit) (3.79 and 3.41 g/larva), abamectin 1.9% EC (0.75 ml/lit) (4.02 and 3.63 g/larvae) at 8 DAS, cyenopyrafen 30% EC (0.5 ml/lit) (3.89 and 3.70 g/larva) and diamethoate 30% EC (2 ml/lit) (3.77 and 3.86 g/larva) during Jan-Feb, 2023 and Mar-April 2023, respectively (Table 4, Fig. 3).

Table 3. Larval progression (%) of silkworm, *B. mori* L. as influenced by feeding mulberry leaves sprayed with selected chemicals at different days after spray

Treatments	Period of treatment								
	3 rd instar			4 th instar			5 th instar		
	Jan-Feb, 2023	Mar-Apr, 2023	Average	Jan-Feb, 2023	Mar-Apr, 2023	Average	Jan-Feb, 2023	Mar-Apr, 2023	Average
T ₁	100.00	100.00	100.00	91.107 ^c	93.33 ^{bc}	92.22 ^c	89.89 ^b	85.55 ^c	87.72 ^b
T ₂	100.00	100.00	100.00	100.00 ^a	100.00 ^a	100.00 ^a	100.00 ^a	100.00 ^a	100.00 ^a
T ₃	100.00	100.00	100.00	100.00 ^a	100.00 ^a	100.00 ^a	100.00 ^a	100.00 ^a	100.00 ^a
T ₄	100.00	100.00	100.00	92.22 ^c	92.22 ^{bc}	92.22 ^c	91.11 ^b	88.89 ^c	90.00 ^b
T ₅	100.00	100.00	100.00	100.00 ^a	100.00 ^a	100.00 ^a	100.00 ^a	100.00 ^a	100.00 ^a
T ₆	100.00	100.00	100.00	100.00 ^a	100.00 ^a	100.00 ^a	100.00 ^a	100.00 ^a	100.00 ^a
T ₇	100.00	100.00	100.00	100.00 ^a	97.78 ^{ab}	98.89 ^{ab}	100.00 ^a	97.78 ^{ab}	98.89 ^a
T ₈	100.00	100.00	100.00	94.44 ^{ac}	94.44 ^{abc}	94.44 ^{bc}	98.89 ^a	94.44 ^b	96.67 ^a
T ₉	100.00	100.00	100.00	93.33 ^c	89.98 ^c	91.66 ^c	87.77 ^b	86.66 ^c	87.22 ^b
T ₁₀	100.00	100.00	100.00	100.00 ^a	100.00 ^a	100.00 ^a	100.00 ^a	100.00 ^a	100.00 ^a
T ₁₁	100.00	100.00	100.00	100.00 ^a	100.00 ^a	100.00 ^a	100.00 ^a	100.00 ^a	100.00 ^a
F-test	NS	NS	NS	*	*	*	*	*	*
S. Em ±	-	-	-	1.84	1.924	1.516	1.18	1.60	1.273
CD _{0.05}	-	-	-	5.42	5.68	4.475	3.473	4.741	3.758
CV	-	-	-	3.26	3.434	2.701	2.101	2.890	2.287

*Significant at 0.05; DAS: Days After Spray of the chemical; NS: Non significant; Numbers superscript with same alphabets are statistically on par.

Table 4. Larval weight and duration of silkworm, *B. mori* L. as influenced by feeding mulberry leaves sprayed with selected chemicals at different days after spray

Treatments	Period of treatment					
	Grown up larval weight (g)			Total larval duration (Days)		
	Jan-Feb, 2023	Mar-Apr, 2023	Average	Jan-Feb, 2023	Mar-Apr, 2023	Average
T ₁	3.50 ^e	3.66 ^{de}	3.58 ^e	25.50 ^a	23.73 ^{bc}	24.62 ^{ab}
T ₂	4.26 ^{ab}	4.09 ^{ab}	4.17 ^{ab}	22.97 ^g	22.57 ^{efg}	22.77 ^{fg}
T ₃	4.14 ^{abc}	3.97 ^{bc}	4.06 ^b	23.13 ^{fg}	23.00 ^{de}	23.07 ^{ef}
T ₄	4.02 ^{bcd}	3.63 ^{ef}	3.83 ^c	24.50 ^c	23.77 ^{abc}	24.13 ^{bc}
T ₅	4.37 ^a	4.19 ^a	4.29 ^a	22.40 ^h	22.20 ^{fg}	22.30 ^{gh}
T ₆	4.16 ^{ab}	3.99 ^{abc}	4.08 ^b	23.57 ^{ef}	22.87 ^{def}	23.22 ^{ef}
T ₇	3.77 ^{de}	3.86 ^{cd}	3.82 ^{cd}	24.71 ^{bc}	24.47 ^a	24.59 ^{ab}
T ₈	3.89 ^{cd}	3.70 ^{de}	3.79 ^{cde}	24.20 ^{cd}	23.53 ^{cd}	23.87 ^{cd}
T ₉	3.79 ^d	3.413 ^f	3.61 ^{de}	25.13 ^{ab}	24.40 ^{ab}	24.77 ^a
T ₁₀	3.88 ^{cd}	3.69 ^{de}	3.78 ^{cde}	23.87 ^{de}	23.17 ^{cde}	23.52 ^{de}
T ₁₁	3.85 ^d	3.64 ^{def}	3.75 ^{cde}	22.17 ^h	22.00 ^g	22.08 ^h
F-test	*	*	*	*	*	*
S. Em ±	0.082	0.071	0.072	0.172	0.232	0.162
CD _{0.05}	0.252	0.201	0.195	0.490	0.684	0.471
CV	3.671	3.111	2.947	1.221	1.712	1.168

Larval weight is the average weight (g) of 10 larvae weighed on 5th days of IV instar *Significant at 0.05; DAS: Days After Spray of the chemical; NS: Non significant; Numbers superscript with same alphabets are statistically on par

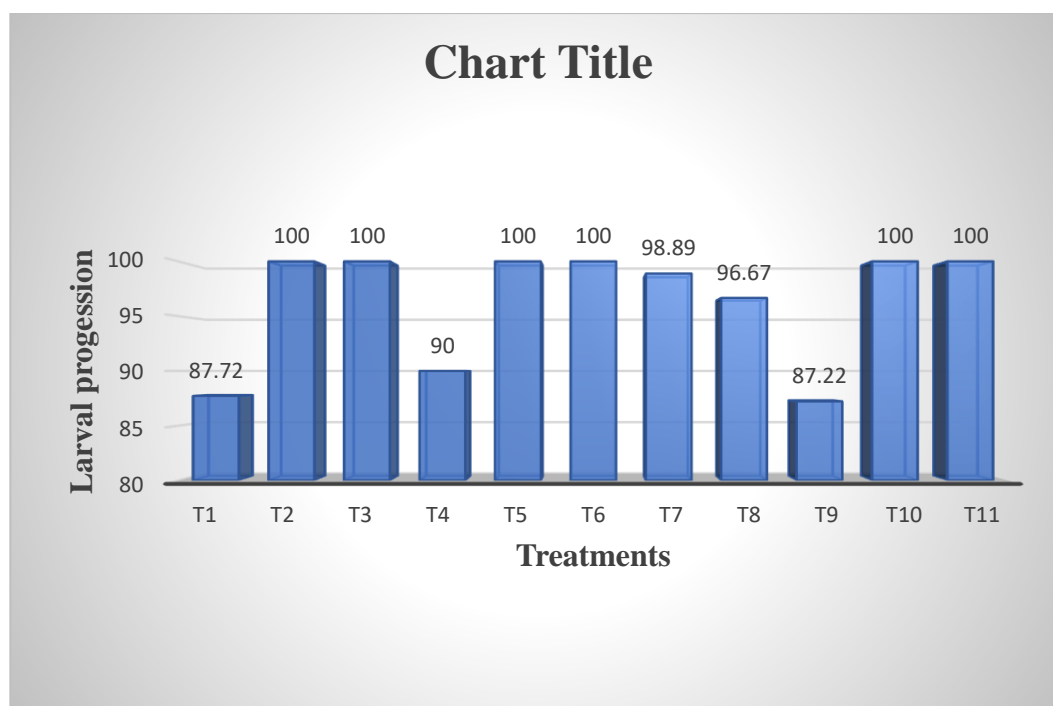


Fig. 2. Larval progression (%) of silkworm, *B. mori* L. as influenced by feeding mulberry leaves sprayed with selected chemicals at different days after spray

Apart from various modes of action, the pesticide molecules may also deter the pest from feeding ultimately reflecting on the loss of body weight. The chemical molecules like

fenprothrin [23] are known to have both repellent and anti-feeding activity that may result in reduced larval weight in silkworm, *B. mori* L. [24,25].

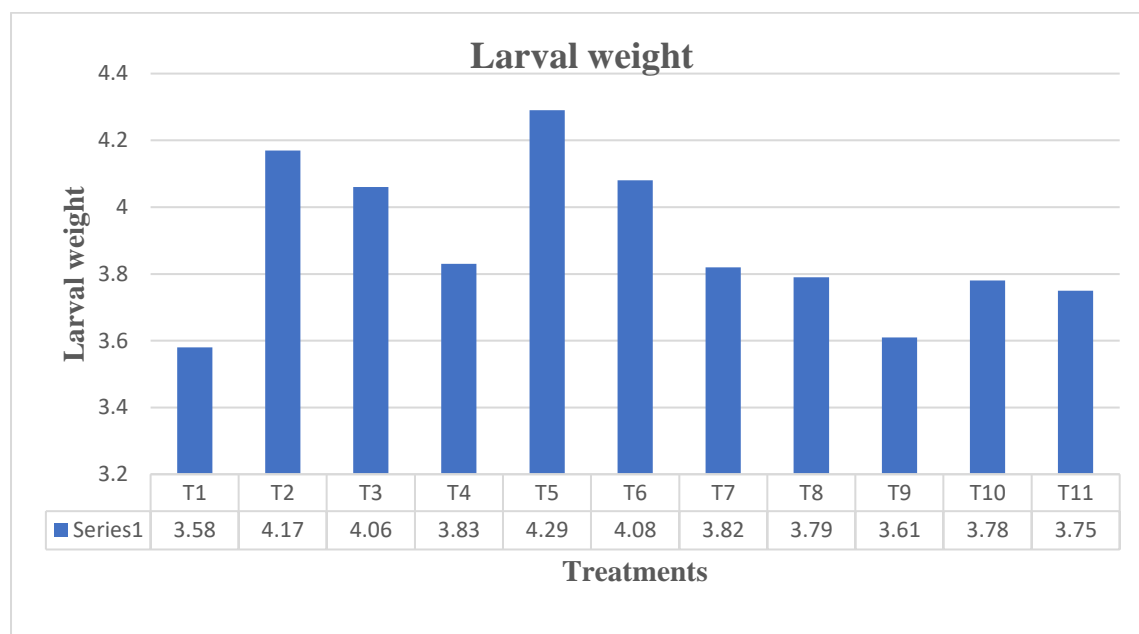


Fig. 3. Larval weight of silkworm, *B. mori* L. as influenced by feeding mulberry leaves sprayed with selected chemicals at different days after spray

3.4 Total Larval Duration (Days)

The larval duration showed significant difference among the treatments when silkworms were fed with mulberry leaves harvested at different duration of spray of the selected chemicals. The shortest total larval duration was observed upon feeding the leaves harvested from absolute control plot (22.17 and 22.00 days, respectively during Jan-Feb, 2023 and Mar-April, 2023).

Among the chemicals used in the experiment, the least larval duration was recorded in abamectin 1.9% EC (0.75 ml/lit) at 15 DAS (22.40 and 22.20 days) on par with diafenthiuron 50% WP (1 g/lit) at 15 DAS (22.97 and 22.57 days) followed by abamectin 1.9 % EC (0.75 ml/lit) (23.57 and 22.87 days), diafenthiuron 50% WP (1 g/lit) (23.13 and 23.00 days) at 21 DAS, respectively during Jan-Feb, 2023 and Mar-April, 2023. The larval duration extended significantly when the silkworms were with fed with mulberry leaves harvested from the plot sprayed with diafenthiuron 50% WP (1 g/lit) at 8 DAS (25.50 and 23.73 days) on par with azadirachtin 10000 ppm (1 ml/lit) (25.23 and 24.40 days) followed by abamectin 1.9% EC (0.75 ml/lit) at 8 DAS (24.50 and 23.77 days) during Jan-Feb, 2023 and Mar-April, 2023, respectively (Table 4, Fig. 4).

The high residual content of insecticide molecules in the initial days of spray might result in alterations in the normal physiological

processes in the silkworm and this residual toxicity may reduce with increased safety period [26]. The insecticide interferes with the release of the hormones essential for metamorphosis resulting in delaying of instar duration [27]. The altered physiology might result in extended larval duration [28]. The chemicals such as dimethoate and methyl parathion [29] and many such insecticides [16,15] prolong the instar duration when silkworms are fed with treated mulberry leaves harvested at different days after spray.

3.5 Effective Rate of Rearing (ERR) (%)

The ERR of silkworm rearing was calculated among different chemicals used to spray on mulberry for effective management of thrips and mite pests. A significant difference was noticed among the treatments (Table 5) with respect to ERR% that recorded maximum with water spray (95.57 and 97.78 %) followed by absolute control (93.33 and 96.67 %) during Jan-Feb, 2023 and Mar-April, 2023, respectively.

Among the chemicals used, abamectin 1.9% EC (0.75ml/lit) and diafenthiuron 50% WP (1 g/lit) at 15 (97.78 and 97.78 %, 97.78 and 97.78 %, respectively) and 21 (95.55 and 97.78%, 95.55 and 97.78 %, respectively) DAS, recorded significantly maximum ERR that was on par with diamethoate 30% EC (2 ml/lit) (97.78 and 95.56) and cyenopyrafen 30% EC (0.5 ml/lit) (96.67 and

90.00) during Jan-Feb, 2023 and Mar-April, 2023, respectively. The least ERR was recorded in the treatment with azadirachtin 10000 ppm (1 ml/lit) (72.22 and 71.11) followed by diafenthiuron 50% WP (1 g/lit) (78.89 and 76.66 %) and abamectin 1.9% EC (0.75 ml/lit) at 8 DAS (86.67 and 83.33 %) during Jan-Feb, 2023 and Mar-April, 2023, respectively (Table 5, Fig. 5).

Yeshika et al. [15] reported lowest ERR when the silkworms were fed with insecticide, flonicamid 50 WG (0.15 g/lit) treated mulberry leaves at 10 DAS. But, Poornima (2013) recorded ERR of 96 per cent ERR upon feeding the silkworms with diafenthiuron 50% WP treated mulberry leaves, which is in accordance with the current report.

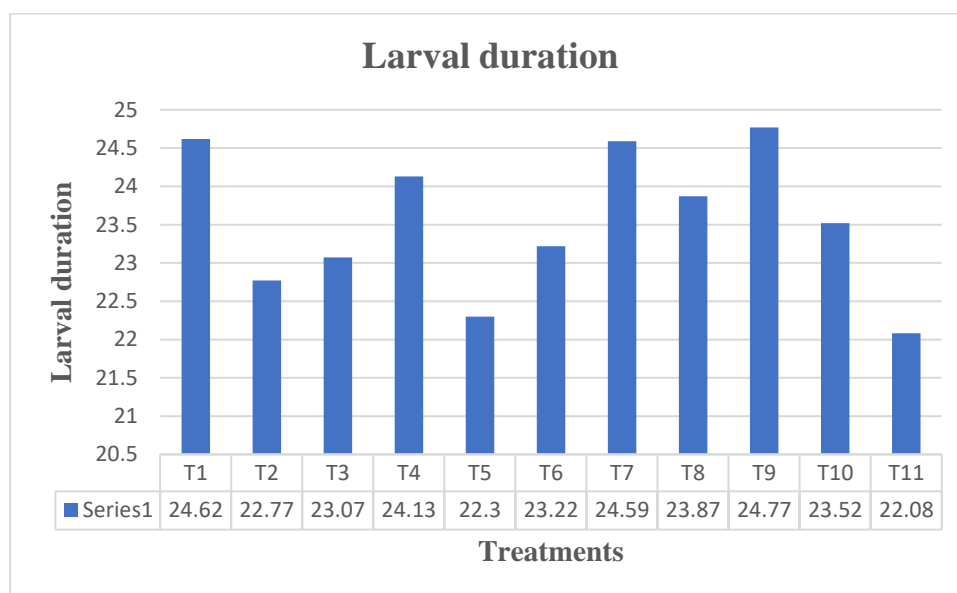


Fig. 4. Larval duration of silkworm, *B. mori* L. as influenced by feeding mulberry leaves sprayed with selected chemicals at different days after spray

Table 5. Effective Rate of Rearing (ERR %) of silkworm, *B. mori* L. as influenced by feeding mulberry leaves sprayed with selected chemicals at different days after spray

Treatments	Period of treatment		Average
	Jan-Feb, 2023	lar-Apr, 2023	
T ₁	78.89 ^{bc}	76.66 ^c	77.78 ^{cd}
T ₂	97.78 ^a	97.78 ^a	97.78 ^a
T ₃	95.56 ^a	97.78 ^a	96.67 ^a
T ₄	86.67 ^{ab}	83.33 ^{bc}	85.00 ^{bc}
T ₅	97.78 ^a	97.78 ^a	97.78 ^a
T ₆	95.55 ^a	97.78 ^a	96.67 ^a
T ₇	97.78 ^a	95.56 ^a	96.67 ^a
T ₈	96.67 ^a	90.00 ^{ab}	93.34 ^{ab}
T ₉	72.22 ^c	71.11 ^c	71.67 ^d
T ₁₀	95.57 ^a	97.78 ^a	96.67 ^a
T ₁₁	93.33 ^a	96.67 ^a	95.00 ^a
F-test	*	*	*
S. Em ±	3.561	3.691	2.858
CD _{0.05}	10.511	10.880	8.435
CV	6.732	7.010	5.417

*Significant at 0.05; DAS: Days After Spray of the chemical; NS: Non significant; Numbers superscript with same alphabets are statistically on par

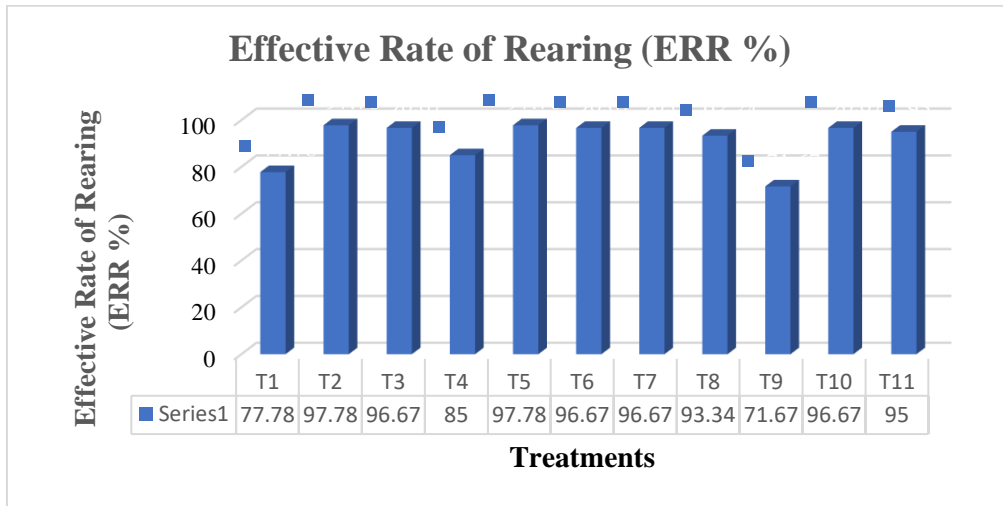


Fig. 5. Effective Rate of Rearing (ERR %) of silkworm, *B. mori* L. as influenced by feeding mulberry leaves sprayed with selected chemicals at different days after spray

4. CONCLUSION

Mites and thrips commonly infest mulberry trees simultaneously during dry seasons. Therefore, focusing on the management of these pests with the application of a single chemical molecule would be more beneficial. The selected chemicals should also be safe for silkworms, ensuring no mortality (0.00%) and continuous larval progression during the third, fourth, and fifth instars, with full larval development, normal larval weight, survival, and instar-wise progression. abamectin 1.9% EC (at 0.75 ml/lit) and diafenthiuron 50% WP (at 1 g/lit) can be used as an alternate molecule for effective management of both mulberry thrips and mites with a safety period of 15 days. These chemicals molecules are serve as viable alternatives to DDVP 76% EC for effectively managing both mulberry thrips and mites.

DISCLAIMER (ARTIFICIAL INTELLIGENCE):

Author(s) hereby declare that NO generative AI technologies such as Large Language Models (ChatGPT, COPILOT, etc) and text-to-image generators have been used during writing or editing of manuscripts.

COMPETING INTERESTS

Authors have declared that no competing interests exist.

REFERENCES

1. Mahadeva A. Influence of thrips (*Pseudodendrothrips mori*) infestation on the biochemical constituents and photosynthetic pigments of mulberry (*Morus sp.*) leaves. *Int. J. Plant, Animal Env. Sci.* 2011;1(3):57-63.
2. Bukhari, Rubia, and Kalpna Sudan. Analysis on the Effect of Different Mulberry Varieties on the Commercial Parameters of Mulberry Silkworm (*Bombyx mori*): A Review. *Journal of Experimental Agriculture International.* 2021;43(8):22-28. Available: <https://doi.org/10.9734/jeai/2021/v43i830722>.
3. Stanley J, Preetha G, Stanley J, Preetha G. Pesticide toxicity to silkworms: exposure, toxicity and risk assessment methodologies. *Pesticide Toxicity to Non-target Organisms: Exposure, Toxicity and Risk Assessment Methodologies.* 2016: 229-75.
4. Krishnaswami S, Noamani MKR, Ahsan M. Studies on the quality of mulberry leaves and silkworm crop production. Part-I: Quality differences due to varieties. *Indian J. Seric.* 1970;9:1-10.
5. Narasimhanna MN. Manual on silkworm egg production. Central Silk Board, Bangalore. 1988;146.

6. Bing L, Yanhong W, Haitao L, Yaxiang X, Zhengguo W, Yuhua C, Weide S. Resistance comparison of domesticated silkworm (*Bombyx mori* L.) and wild silkworm (*Bombyx mandarina* M.) to phoxim insecticide. Afr. J. Biotechnol. 2010;9(12):1771-1775.
7. Bhosale SH, Kallapur VL. Changes in the metabolic fuel reserves of the V instar *Bombyx mori* L. following endosulfan treatment. Entomon. 1985;10:281-284.
8. Dandin SB, Giridhar K. Handbook of Sericulture Technologies. Central Silk Board, Bangalore. 2014;427.
9. Sundaraaj N, Nagaraju S, Ventataramu MN, Jagannath MK. Design and analysis of field experiments. Directorate of Research, UAS, Bangalore. 1972;139.
10. Jyothi MV, Sannaveerappanavar T, Navabenchi GB. Effect of aqueous neem seed kernel extract and neem oil on development and survival of silkworm, *Bombyx mori* L. J. Environ. Sci. 2013;4(2): 144-186.
11. Jyothi NB, Prashant NB, Maribashetty VG, Radhakrishna PG. Effect of pesticide residue in soil on silkworm, *Bombyx mori* L.- Survey Analysis. Int. J. Indust. Entomol. 2019;38(2):31-37.
12. Yokoyama T. Synthesized Science of Sericulture. Japan. 1962;39-46.
13. Kordy AM. Residual effect of certain pesticides on the mulberry silkworm (*Bombyx mori* L.). J. Appl. Sci. 2014;4(3): 711-717.
14. Mathiranjana VG, Raguraman S. Feeding toxicity of spinosad 48 SC to silkworm, *Bombyx mori* L. Indian J. Seric. 2013; 42(1):9-11.
15. Yeshika MP, Banuprakash KG, Murali Mohan K, Vinoda KS. Effect of novel insecticide molecule in mulberry on larval parameters of silkworm *Bombyx mori* L. Int. J. Curr. Microbiol. App. Sci. 2019;8 (11):1112-1125.
16. Kumar ST, Ramakrishna Naika, Kumar KP. Studies on toxicological effect of new generation insecticides chlorantraniliprole, flubendiamide imidacloprid in rearing performance of mulberry silkworm, *Bombyx mori* L. Int. J. Pure App. Biosci. 2017;5(6):252-257.
17. Narayanaswamy KC, Babu SH, Jagadish KS. Effect of NSKE and IPM module treated leaves on rearing performance of the silkworm, *Bombyx mori* L. Mysore J. Agric. Sci. 2017;51(1):102-107.
18. Kumar D, Raju SVS, Sharma KR. Population dynamics of chilli mite and their management with certain newer insecticide combination formulations. J. Pharmacogn. Phytochem. 2019;8(2): 403-407.
19. Bandyopadhyay UK, Chatterjee S, Maji C, Bindroo BB. Efficacy of plant oils against leaf webber (*Glyphodes pyloalis* Walker) on mulberry (*Morus alba* L.). Ann. Plant Prot. Sci. 2013;44(8):49-53.
20. Kalpana S. Assessment of chemicals with insecticidal and acaricidal property on safety of Silkworm, *Bombyx mori* L. M. Sc. (Sericulture) Thesis, Univ. Agric. Sci., Bangalore; 2022.
21. Mao T, Li F, Fang Y, Wang H, Chen J, Li M, Lu Z, Qu J, Li J, Hu J, Cheng X. Effects of chlorantraniliprole exposure on detoxification enzyme activities and detoxification-related gene expression in the fat body of the silkworm, *Bombyx mori* L. Ecotoxicology and Environmental Safety. 2019;176:58-63.
22. Fritz LL, Heinrichs EA, Machado V, Andreis TF, Pandolfo M, De Salles SM, De Oliveira JV, Fiuza LM. Impact of lambda cyhalothrin on arthropod natural enemy populations in irrigated rice fields in southern Brazil. Int. J. Trop. Insect Sci. 2013;33(3):178-187.
23. Khan F, Mazid M, Khan TA, Patel HK, Roychowdhury R. Plant derived pesticides in control of lepidopteran insects: dictum and directions. Res. J. Biol. 2014;2(1):1-10.
24. Maria E, Vassarmidaki Paschalis C. Harizanis. Sergios K. Effects of Applaud on the growth of silkworm (Lepidoptera: Bombycidae). J. Econ. Entomol. 2000;93 (2):290-292.
25. Hoda MN. Toxicological and biochemical effects of chlorpyrifos, chlorfluazuron and oxymatrine on larvae of *Bombyx mori* L. J. Agric. Res. Kafer El-Sheikh Univ. 2011;37 (1):209- 222.
26. Kumutha P, Padmalatha C, Ranjit Singh AJA. Effect of pesticides on the reproductive performance and longevity of *Bombyx mori* L. Int. J. Curr. Microbiol. App. Sci. 2013;2(9):74-78.
27. Tiwari RK, Pandey JP, Dinesh Kumar. Effect of neem-based insecticides on metamorphosis, haemocytes and reproductive behaviour in the red cotton bug *Dysdercus koenigii* F. (Heteroptera, Phyrhocoridae). Entomon. 2006;31(4): 267-275.

28. Singh AK, Srivastava RD, Suresh, Sajwan CS. Effect of chronic exposure of biorational insecticides on the growth and development of silkworm, *Bombyx mori* L. (NB4D2 x SH6). Insect Environ. 2008;13(4):164-178.
29. Misra S, Reddy CR, Sivaprasad V, Reddy KD, Chandrashekhariah, Effect of certain insecticides in controlling *Pseudodendrothrips mori* in mulberry. Int. J. Indust. Entomol. 2003; 7(1):83-86.

Disclaimer/Publisher's Note: The statements, opinions and data contained in all publications are solely those of the individual author(s) and contributor(s) and not of the publisher and/or the editor(s). This publisher and/or the editor(s) disclaim responsibility for any injury to people or property resulting from any ideas, methods, instructions or products referred to in the content.

© Copyright (2024): Author(s). The licensee is the journal publisher. This is an Open Access article distributed under the terms of the Creative Commons Attribution License (<http://creativecommons.org/licenses/by/4.0>), which permits unrestricted use, distribution, and reproduction in any medium, provided the original work is properly cited.

Peer-review history:

The peer review history for this paper can be accessed here:

<https://www.sdiarticle5.com/review-history/118517>