

Novel Biotechnological Strategies to Boost Disease Resistance and Enhance Quality Parameters in Horticultural Plants

Ashok Kumar Koshariya ^{a++*}, Kuntal Satkar ^{b++}
and Suman Rawte ^{c++}

^a Department of Plant Pathology, College of Agriculture and Research Station, Indira Gandhi Krishi Vishwavidyalaya, Gariaband Chhattisgarh, India.

^b Department of Fruit Science, College of Agriculture and Research Station, Indira Gandhi Krishi Vishwavidyalaya, Gariaband, Chhattisgarh, India.

^c Department of Genetics and Plant Breeding, College of Agriculture and Research Station, Indira Gandhi Krishi Vishwavidyalaya, Gariaband, Chhattisgarh, India.

Authors' contributions

This work was carried out in collaboration among all authors. All authors read and approved the final manuscript.

Article Information

DOI: <https://doi.org/10.56557/pcbmb/2024/v25i7-88744>

Open Peer Review History:

This journal follows the Advanced Open Peer Review policy. Identity of the Reviewers, Editor(s) and additional Reviewers, peer review comments, different versions of the manuscript, comments of the editors, etc are available here: <https://prh.ikpress.org/review-history/12170>

Review Article

Received: 29/03/2024
Accepted: 02/06/2024
Published: 26/06/2024

ABSTRACT

Horticultural crops face numerous challenges, including various diseases and quality issues that significantly impact productivity and marketability. Traditional methods of disease management and quality improvement often rely on chemical interventions, which can have detrimental effects on the

⁺⁺ Assistant Professor;

*Corresponding author: E-mail: ashok.koshariya@gmail.com;

Cite as: Koshariya, Ashok Kumar, Kuntal Satkar, and Suman Rawte. 2024. "Novel Biotechnological Strategies to Boost Disease Resistance and Enhance Quality Parameters in Horticultural Plants". *PLANT CELL BIOTECHNOLOGY AND MOLECULAR BIOLOGY* 25 (7-8):79-100. <https://doi.org/10.56557/pcbmb/2024/v25i7-88744>.

environment and human health. In recent years, biotechnological approaches have emerged as promising alternatives to address these challenges in a more sustainable and effective manner. This review paper explores novel biotechnological strategies aimed at enhancing disease resistance and improving quality parameters in horticultural plants. These strategies encompass genetic engineering techniques, such as the introduction of resistance genes, RNA interference, and genome editing, as well as the application of beneficial microorganisms, including plant growth-promoting rhizobacteria and mycorrhizal fungi. Additionally, the potential of nanotechnology in delivering targeted molecules for disease control and quality enhancement is discussed. The review also highlights the importance of marker-assisted selection in accelerating the development of disease-resistant and high-quality varieties. Furthermore, the integration of omics technologies, such as genomics, transcriptomics, proteomics, and metabolomics, is explored as a means to unravel the underlying mechanisms of disease resistance and quality traits. The challenges associated with the commercialization and public acceptance of biotechnology-derived horticultural products are also addressed. By providing a comprehensive overview of these novel biotechnological strategies, this review aims to facilitate the development of sustainable and effective solutions for the horticultural industry, ultimately contributing to global food security and consumer satisfaction.

Keywords: *Biotechnology; disease resistance; quality parameters; horticultural plants genetic engineering.*

1. INTRODUCTION

Horticultural crops, including fruits, vegetables, and ornamental plants, play a vital role in human nutrition, health, and aesthetics. However, these crops are susceptible to various diseases caused by pathogens such as fungi, bacteria, viruses, and nematodes, which can lead to significant yield losses and reduced quality [1]. Traditional disease management strategies often involve the use of chemical pesticides, which can have negative impacts on the environment and human health [2]. Moreover, the continuous use of pesticides can lead to the development of resistance in pathogens, rendering the chemicals ineffective [3]. In addition to disease challenges, horticultural crops also face quality issues, such as poor shelf life, undesirable texture, and low nutritional value, which can limit their marketability and consumer acceptance [4].

To address these challenges, biotechnological approaches have emerged as promising alternatives to traditional methods. Biotechnology encompasses a wide range of techniques that involve the manipulation of living organisms or their components to develop novel products or processes [5]. In the context of horticultural crops, biotechnological strategies can be employed to enhance disease resistance, improve quality parameters, and increase overall productivity [6].

2. GENETIC ENGINEERING FOR DISEASE RESISTANCE

Genetic engineering involves the manipulation of an organism's genetic material to introduce desirable traits or suppress undesirable ones [7]. In the context of horticultural crops, genetic engineering can be employed to enhance disease resistance by introducing genes that confer resistance to specific pathogens [8].

2.1 Introduction of Resistance Genes

One of the most common approaches to engineer disease resistance in plants is the introduction of resistance (R) genes. R genes encode proteins that recognize specific pathogen effectors and trigger a defense response in the plant [9]. The identification and characterization of R genes from various sources, including wild relatives of cultivated crops, have paved the way for their integration into commercially important varieties [10].

For example, the *Rpi-blb2* gene, which confers resistance to late blight caused by the oomycete pathogen *Phytophthora infestans*, has been successfully introduced into potato (*Solanum tuberosum*) [11]. Similarly, the *Bs2* gene, which provides resistance to bacterial spot disease caused by *Xanthomonas euvesicatoria*, has been incorporated into tomato (*Solanum lycopersicum*) [12]. These examples demonstrate the potential

of R gene-mediated resistance in combating devastating diseases in horticultural crops.

2.2 RNA Interference (RNAi)

RNA interference (RNAi) is a biological process that involves the silencing of gene expression through the degradation of specific mRNA molecules [13]. In plants, RNAi can be harnessed to target essential genes in pathogens, thereby inhibiting their growth and development [14]. This approach has been successfully employed to enhance resistance against various pathogens, including viruses, fungi, and insects [15].

For instance, RNAi has been used to develop papaya (*Carica papaya*) resistant to papaya ringspot virus (PRSV) by targeting the viral coat protein gene [16]. Similarly, RNAi-mediated silencing of the fungal chitin synthase gene has been shown to enhance resistance against the fungal pathogen *Fusarium oxysporum* in tomato [17]. These examples highlight the potential of RNAi as a powerful tool for engineering disease resistance in horticultural crops.

2.3 Genome Editing

Genome editing technologies, such as zinc finger nucleases (ZFNs), transcription activator-like effector nucleases (TALENs), and clustered regularly interspaced short palindromic repeats (CRISPR)/Cas systems, have revolutionized the field of plant biotechnology [18]. These technologies allow for precise and targeted modifications of plant genomes, enabling the development of crops with improved traits, including disease resistance [19].

The CRISPR/Cas system, in particular, has gained significant attention due to its simplicity, efficiency, and versatility [20]. This system has been successfully used to engineer resistance against various pathogens in horticultural crops. For example, CRISPR/Cas9-mediated editing of the *eIF4E* gene in cucumber (*Cucumis sativus*) has been shown to confer resistance to cucumber vein yellowing virus (CVYV) [21]. Similarly, CRISPR/Cas9 has been employed to generate powdery mildew-resistant tomato plants by targeting the *MLO* gene [22].

The application of genome editing technologies in horticultural crops holds immense potential for developing disease-resistant varieties. However,

the regulatory landscape surrounding genome-edited crops varies across countries, and public acceptance remains a challenge [23]. Addressing these issues is crucial for the successful implementation of genome editing in horticultural crop improvement.

3. HARNESSING BENEFICIAL MICROORGANISMS

Plants host a diverse array of microorganisms, including bacteria and fungi, which can have beneficial effects on plant growth, development, and stress tolerance [24]. Harnessing these beneficial microorganisms offers a sustainable approach to enhance disease resistance and improve quality parameters in horticultural crops [25].

3.1 Plant Growth-Promoting Rhizobacteria (PGPR)

Plant growth-promoting rhizobacteria (PGPR) are soil-borne bacteria that colonize the rhizosphere, the region surrounding the plant roots, and exert positive effects on plant growth and health [26]. PGPR can enhance disease resistance in plants through various mechanisms, such as the production of antimicrobial compounds, competition with pathogens for resources, and the induction of systemic resistance [27].

Several PGPR strains have been identified and exploited for their potential to control diseases in horticultural crops. For instance, the application of *Bacillus subtilis* strain QST 713 has been shown to reduce the incidence of powdery mildew in cucumber [28]. Similarly, the inoculation of tomato plants with *Pseudomonas fluorescens* strain Pf-5 has been found to suppress the development of bacterial speck caused by *Pseudomonas syringae* pv. *tomato* [29].

The commercialization of PGPR-based products for disease management in horticultural crops is gaining momentum. However, the success of these products depends on various factors, such as the compatibility of the PGPR strain with the crop, the formulation and delivery method, and the environmental conditions [30]. Further research is needed to optimize the efficacy and consistency of PGPR-based disease management strategies.

Table 1. Examples of genetic engineering approaches for enhancing disease resistance in horticultural crops

Crop	Gene/Construct	Target Pathogen	Reference
Potato (<i>Solanum tuberosum</i>)	<i>Rpi-blb2</i>	<i>Phytophthora infestans</i>	[11]
Tomato (<i>Solanum lycopersicum</i>)	<i>Bs2</i>	<i>Xanthomonas euvesicatoria</i>	[12]
Papaya (<i>Carica papaya</i>)	Coat protein gene (PRSV)	Papaya ringspot virus	[16]
Tomato (<i>Solanum lycopersicum</i>)	Chitin synthase gene (RNAi)	<i>Fusarium oxysporum</i>	[17]
Cucumber (<i>Cucumis sativus</i>)	<i>eIF4E</i> (CRISPR/Cas9)	Cucumber vein yellowing virus	[21]
Tomato (<i>Solanum lycopersicum</i>)	<i>MLO</i> (CRISPR/Cas9)	Powdery mildew	[22]

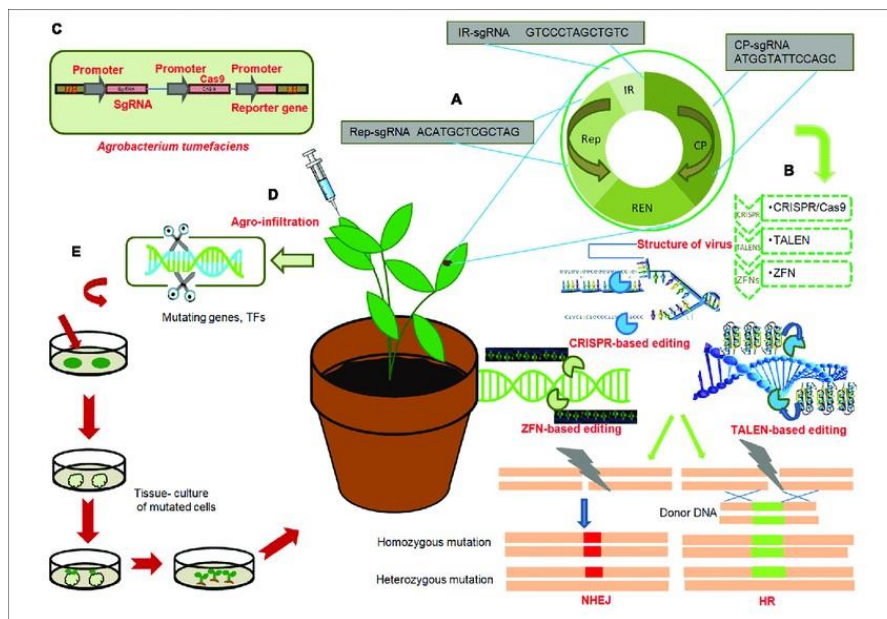


Fig. 1. Schematic representation of genetic engineering approaches for enhancing disease resistance in horticultural crops

Table 2. Examples of beneficial microorganisms used for disease management in horticultural crops

Crop	Beneficial Microorganism	Target Pathogen/Disease	Reference
Cucumber (<i>Cucumis sativus</i>)	<i>Bacillus subtilis</i> QST 713	Powdery mildew	[28]
Tomato (<i>Solanum lycopersicum</i>)	<i>Pseudomonas fluorescens</i> Pf-5	Bacterial speck	[29]
Tomato (<i>Solanum lycopersicum</i>)	<i>Glomus mosseae</i> (AMF)	Fusarium wilt	[33]
Strawberry (<i>Fragaria x ananassa</i>)	<i>Laccaria bicolor</i> (EMF)	<i>Verticillium dahliae</i>	[34]
Pepper (<i>Capsicum annuum</i>)	<i>Glomus intraradices</i> (AMF)	Phytophthora blight	[37]
Potato (<i>Solanum tuberosum</i>)	<i>Glomus intraradices</i> (AMF)	<i>Rhizoctonia solani</i>	[38]

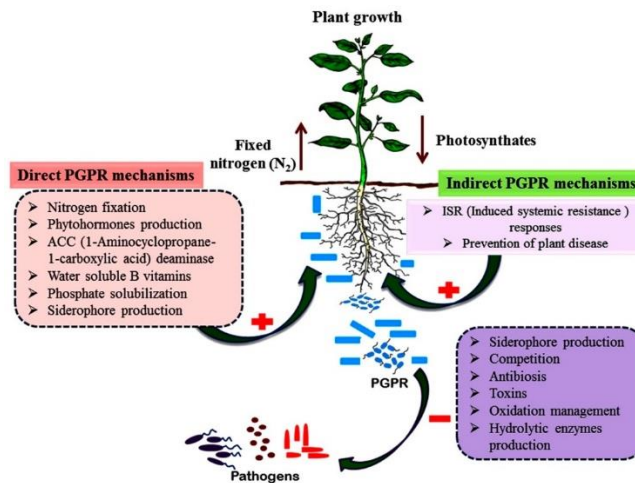


Fig. 2. Mechanisms of action of beneficial microorganisms in promoting plant growth and disease resistance. (a) Plant growth-promoting rhizobacteria (PGPR) and (b) mycorrhizal fungi

Table 3. Examples of nanotechnology applications for disease control and quality enhancement in horticultural crops

Crop	Nanoparticle/Nanomaterial	Application	Reference
Tomato (<i>Solanum lycopersicum</i>)	Copper oxide nanoparticles	Bacterial spot control	[42]
Wheat (<i>Triticum aestivum</i>)	Chitosan nanoparticles loaded with carbendazim	<i>Fusarium graminearum</i> control	[43]
Tomato (<i>Solanum lycopersicum</i>)	Gibberellic acid-loaded chitosan nanoparticles	Growth and yield improvement	[47]
Banana (<i>Musa acuminata</i>)	Ethylene-loaded nanoparticles	Ripening delay and shelf life extension	[48]
Spinach (<i>Spinacia oleracea</i>)	Nano-TiO ₂	Growth enhancement	[48]

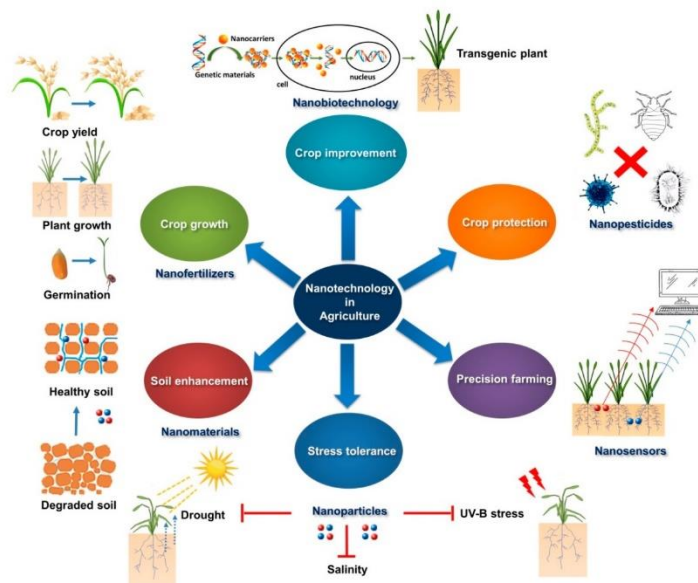


Fig. 3. Nanotechnology-based strategies for disease control and quality enhancement in horticultural crops

Table 4. Examples of marker-assisted selection for disease resistance and quality traits in horticultural crops

Crop	Trait	Gene/QTL	Reference
Tomato (<i>Solanum lycopersicum</i>)	Fusarium wilt resistance	<i>I-2</i> gene	[55]
Melon (<i>Cucumis melo</i>)	Fusarium wilt resistance	<i>Fom-2</i> gene	[56]
Tomato (<i>Solanum lycopersicum</i>)	High soluble solids content	<i>Brix9-2-5</i> QTL	[59]
Tomato (<i>Solanum lycopersicum</i>)	Shelf life	<i>rin</i> gene	[59]
Strawberry (<i>Fragaria x ananassa</i>)	Fruit firmness	<i>FaFAD1</i> gene	[60]
Strawberry (<i>Fragaria x ananassa</i>)	Fruit color	<i>FaMYB10</i> gene	[60]

Table 5. Examples of omics technologies used to study disease resistance and quality traits in horticultural crops

Crop	Omics Technology	Application	Reference
Tomato (<i>Solanum lycopersicum</i>)	Genomics	Identification of disease resistance genes	[67]
Strawberry (<i>Fragaria x ananassa</i>)	Genomics	Identification of fruit quality genes	[68]
Pepper (<i>Capsicum annuum</i>)	Transcriptomics	Identification of genes involved in anthracnose resistance	[71]
Citrus (<i>Citrus</i> spp.)	Transcriptomics	Identification of genes regulating fruit acidity	[72]
Grapevine (<i>Vitis vinifera</i>)	Proteomics	Identification of proteins involved in <i>Botrytis cinerea</i> resistance	[75]
Peach (<i>Prunus persica</i>)	Proteomics	Identification of proteins associated with fruit softening and aroma	[76]
Melon (<i>Cucumis melo</i>)	Metabolomics	Identification of metabolites involved in <i>Fusarium oxysporum</i> resistance	[79]
Tomato (<i>Solanum lycopersicum</i>)	Metabolomics	Identification of metabolites determining fruit flavor and aroma	[80]

Table 6. Challenges and future perspectives in the application of biotechnology for horticultural crop improvement.

Challenge/Perspective	Description	Reference
Complexity of plant-pathogen interactions	Understanding the molecular basis of disease resistance and the dynamic nature of plant-pathogen interactions	[85], [86]
Environmental influences on quality traits	Elucidating the complex interplay between genotype, environment, and management practices in determining fruit quality	[89], [90]
Regulatory and public acceptance issues	Harmonizing global regulatory standards, developing science-based risk assessment protocols, and fostering public trust in biotechnology-derived products	[93], [94]
Integration of omics technologies	Combining genomics, transcriptomics, proteomics, and metabolomics to gain a holistic understanding of plant responses to biotic and abiotic stresses	[81], [82]
Development of alternative biotechnological approaches	Exploring the potential of genome editing and cisgenesis to mitigate public concerns and facilitate the adoption of biotechnology in horticulture	[97], [98]

Table 7. Examples of horticultural crops and their major diseases

Crop	Major Diseases	Causal Agents	Reference
Tomato (<i>Solanum lycopersicum</i>)	Bacterial spot, Bacterial speck, Bacterial canker, Early blight, Late blight, Fusarium wilt, Verticillium wilt, Tomato yellow leaf curl virus	<i>Xanthomonas</i> spp., <i>Pseudomonas syringae</i> pv. <i>tomato</i> , <i>Clavibacter michiganensis</i> subsp. <i>michiganensis</i> , <i>Alternaria solani</i> , <i>Phytophthora infestans</i> , <i>Fusarium oxysporum</i> f. sp. <i>lycopersici</i> , <i>Verticillium dahliae</i> , Tomato yellow leaf curl virus	[99]
Potato (<i>Solanum tuberosum</i>)	Late blight, Early blight, Bacterial soft rot, Potato virus Y, Potato leafroll virus	<i>Phytophthora infestans</i> , <i>Alternaria solani</i> , <i>Pectobacterium carotovorum</i> , Potato virus Y, Potato leafroll virus	[100]
Pepper (<i>Capsicum</i> spp.)	Bacterial spot, Phytophthora blight, Cucumber mosaic virus, Pepper mild mottle virus	<i>Xanthomonas</i> spp., <i>Phytophthora capsici</i> , Cucumber mosaic virus, Pepper mild mottle virus	[101]
Cucumber (<i>Cucumis sativus</i>)	Downy mildew, Powdery mildew, Angular leaf spot, Cucumber mosaic virus	<i>Pseudoperonospora cubensis</i> , <i>Sphaerotheca fuliginea</i> , <i>Pseudomonas syringae</i> pv. <i>lachrymans</i> , Cucumber mosaic virus	[102]
Grapevine (<i>Vitis vinifera</i>)	Downy mildew, Powdery mildew, Botrytis bunch rot, Grapevine fanleaf virus	<i>Plasmopara viticola</i> , <i>Erysiphe necator</i> , <i>Botrytis cinerea</i> , Grapevine fanleaf virus	[103]
Citrus (<i>Citrus</i> spp.)	Huanglongbing (Citrus greening), Citrus canker, Citrus tristeza virus, Citrus black spot	<i>Candidatus Liberibacter asiaticus</i> , <i>Xanthomonas citri</i> subsp. <i>citri</i> , Citrus tristeza virus, <i>Phyllosticta citricarpa</i>	[104]
Apple (<i>Malus domestica</i>)	Apple scab, Fire blight, Powdery mildew, Apple mosaic virus	<i>Venturia inaequalis</i> , <i>Erwinia amylovora</i> , <i>Podosphaera leucotricha</i> , Apple mosaic virus	[105]
Strawberry (<i>Fragaria x ananassa</i>)	Gray mold, Powdery mildew, Anthracnose, Strawberry crinkle virus	<i>Botrytis cinerea</i> , <i>Sphaerotheca macularis</i> , <i>Colletotrichum acutatum</i> , Strawberry crinkle virus	[106]
Peach (<i>Prunus persica</i>)	Brown rot, Peach leaf curl, Peach scab, Plum pox virus	<i>Monilinia fructicola</i> , <i>Taphrina deformans</i> , <i>Cladosporium carpophilum</i> , Plum pox virus	[107]
Mango (<i>Mangifera indica</i>)	Anthracnose, Powdery mildew, Bacterial black spot, Mango malformation	<i>Colletotrichum gloeosporioides</i> , <i>Oidium mangiferae</i> , <i>Xanthomonas citri</i> pv. <i>mangiferaeindicae</i> , <i>Fusarium</i> spp.	[108]

3.2 Mycorrhizal Fungi

Mycorrhizal fungi are ubiquitous soil-borne fungi that form symbiotic associations with the roots of most land plants [31]. These fungi provide various benefits to their host plants, including improved nutrient uptake, enhanced stress tolerance, and protection against pathogens [32].

The application of mycorrhizal fungi has been shown to enhance disease resistance in several

horticultural crops. For example, the inoculation of tomato plants with the arbuscular mycorrhizal fungus *Glomus mosseae* has been found to reduce the severity of Fusarium wilt caused by *Fusarium oxysporum* f. sp. *lycopersici* [33]. Similarly, the colonization of strawberry (*Fragaria x ananassa*) roots by the ectomycorrhizal fungus *Laccaria bicolor* has been shown to confer resistance against the soil-borne pathogen *Verticillium dahliae* [34].

Table 8. Biotechnology companies involved in developing disease-resistant and quality-enhanced horticultural crops

Company	Crop	Trait/Technology	Reference
Monsanto (Bayer)	Tomato, Pepper, Cucumber	Disease resistance (Bt, Virus-resistant)	[109]
Syngenta	Tomato, Pepper, Melon	Disease resistance (Fusarium, Bacterial spot, Virus-resistant)	[110]
Bayer CropScience	Tomato, Cucumber, Lettuce	Disease resistance (Fusarium, Downy mildew, Virus-resistant)	[111]
Dow AgroSciences (Corteva)	Potato, Tomato, Lettuce	Disease resistance (Late blight, Bacterial spot, Downy mildew)	[112]
DuPont (Corteva)	Tomato, Melon, Squash	Disease resistance (Bacterial spot, Powdery mildew, Virus-resistant)	[113]
Keygene	Pepper, Cucumber, Lettuce	Disease resistance (Bacterial spot, Downy mildew, Fusarium)	[114]
Rijk Zwaan	Tomato, Pepper, Cucumber	Disease resistance (Fusarium, Bacterial spot, Powdery mildew)	[115]
Enza Zaden	Tomato, Pepper, Melon	Disease resistance (Fusarium, Bacterial spot, Powdery mildew)	[116]
Sakata Seed	Tomato, Pepper, Broccoli	Disease resistance (Bacterial spot, Downy mildew, Clubroot)	[117]
Takii Seed	Tomato, Pepper, Spinach	Disease resistance (Fusarium, Bacterial spot, Downy mildew)	[118]

Table 9. Regulatory agencies and their roles in the approval of biotechnology-derived horticultural crops

Agency	Country/Region	Role	Reference
United States Department of Agriculture (USDA)	United States	Regulates the importation, interstate movement, and environmental release of genetically engineered organisms	[119]
Environmental Protection Agency (EPA)	United States	Regulates the use of plant-incorporated protectants (PIPs) and determines the safety of pesticides	[120]
Food and Drug Administration (FDA)	United States	Ensures the safety and proper labeling of food and feed products derived from genetically engineered crops	[121]
European Food Safety Authority (EFSA)	European Union	Conducts risk assessments and provides scientific advice on genetically modified organisms (GMOs)	[122]
Health Canada	Canada	Assesses the safety of novel foods, including those derived from biotechnology	[123]
Canadian Food Inspection Agency (CFIA)	Canada	Regulates the environmental release, variety registration, and import/export of plants with novel traits (PNTs)	[124]
Ministry of Agriculture, Forestry and Fisheries (MAFF)	Japan	Regulates the development, cultivation, and distribution of genetically modified crops	[125]
Ministry of Health, Labour and Welfare (MHLW)	Japan	Assesses the safety of food and feed products derived from genetically modified crops	[126]
Office of the Gene Technology Regulator (OGTR)	Australia	Regulates the development and release of genetically modified organisms (GMOs)	[127]
Food Standards Australia New Zealand (FSANZ)	Australia & New Zealand	Assesses the safety of genetically modified foods and ensures proper labeling	[128]

Table 10. Public perception and acceptance of biotechnology-derived horticultural crops

Country/Region	Acceptance Level	Influencing Factors	Reference
United States	Moderate to High	Trust in regulatory agencies, perceived benefits, familiarity with technology	[129]
European Union	Low to Moderate	Concerns about safety, environmental impact, ethical considerations, lack of perceived benefits	[130]
Canada	Moderate	Trust in regulatory agencies, perceived benefits, concerns about long-term effects	[131]
Japan	Low to Moderate	Concerns about safety, environmental impact, cultural values, lack of perceived benefits	[132]
Australia	Moderate	Trust in regulatory agencies, perceived benefits, concerns about safety and environmental impact	[133]
New Zealand	Low to Moderate	Concerns about safety, environmental impact, cultural values, lack of perceived benefits	[134]
China	Moderate to High	Perceived benefits, trust in government, limited public debate	[135]
India	Low to Moderate	Concerns about safety, environmental impact, socio-economic implications, lack of public awareness	[136]
Brazil	Moderate to High	Perceived benefits, trust in regulatory agencies, limited public debate	[137]
Mexico	Low to Moderate	Concerns about safety, environmental impact, cultural values, socio-economic implications	[138]

Table 11. Socio-economic impacts of adopting biotechnology-derived horticultural crops

Impact Category	Potential Benefits	Potential Challenges	Reference
Crop Productivity	Increased yield, reduced crop losses due to pests and diseases, improved stress tolerance	Increased seed costs, potential for reduced genetic diversity, dependence on technology providers	[139]
Farmer Livelihoods	Increased income, reduced input costs (e.g., pesticides), improved crop quality and marketability	Increased seed costs, potential for market concentration, intellectual property issues	[140]
Food Security	Increased food availability, improved nutritional quality, reduced food prices	Unequal access to technology, potential for reduced crop diversity, concerns about long-term effects	[141]
Environmental Sustainability	Reduced pesticide use, improved resource-use efficiency (e.g., water, nutrients), reduced environmental footprint	Potential for gene flow to wild relatives, impacts on non-target organisms, development of resistant pests	[142]
Consumer Choice	Improved product quality, increased variety of available products, potential health benefits	Concerns about safety and long-term effects, labeling and traceability issues, ethical considerations	[143]
International Trade	Increased trade opportunities, harmonization of regulatory frameworks, technology transfer	Trade barriers due to differing regulations, potential for market concentration, intellectual property disputes	[144]
Research and Innovation	Increased investment in agricultural research, development of new tools and technologies, knowledge spillovers	Concentration of research in private sector, intellectual property barriers, public funding constraints	[145]
Capacity Building	Strengthening of local research and development capabilities, technology transfer, training and education	Unequal access to technology and knowledge, brain drain, dependence on external expertise	[146]
Public Engagement	Increased public awareness and participation in decision-making, improved science communication, trust-building	Polarization of public opinion, misinformation and misconceptions, lack of effective engagement mechanisms	[147]
Policy and Regulation	Development of science-based regulatory frameworks, international harmonization, stakeholder participation	Regulatory gaps and inconsistencies, lack of public trust, politicization of decision-making	[148]

Table 12. Strategies for improving public acceptance of biotechnology-derived horticultural crops

Strategy	Description	Examples	Reference
Transparency and Openness	Providing clear, accessible, and balanced information about biotechnology-derived crops, their development process, and the regulatory oversight	Public information campaigns, open data initiatives, stakeholder engagement	[149]
Science Communication	Communicating the scientific basis, benefits, and potential risks of biotechnology-derived crops in an understandable and engaging manner	Science outreach programs, media training for researchers, science-based content creation	[150]
Stakeholder Engagement	Involving diverse stakeholders (e.g., farmers, consumers, NGOs) in the development, assessment, and decision-making processes related to biotechnology-derived crops	Participatory breeding programs, citizen science initiatives, multi-stakeholder dialogues	[151]
Addressing Ethical Concerns	Recognizing and addressing ethical concerns related to biotechnology-derived crops, such as equity, justice, and respect for cultural values	Ethical impact assessments, value-sensitive design, inclusive innovation	[152]
Benefit Sharing	Ensuring that the benefits of biotechnology-derived crops are fairly distributed among different stakeholders, particularly smallholder farmers and local communities	Benefit-sharing agreements, technology transfer programs, capacity building	[153]
Labeling and Traceability	Implementing clear and consistent labeling and traceability systems for biotechnology-derived crops and their products, enabling informed consumer choice	Mandatory or voluntary labeling schemes, supply chain transparency, digital traceability solutions	[154]
Responsible Innovation	Integrating social, ethical, and environmental considerations into the research, development, and commercialization of biotechnology-derived crops	Responsible research and innovation (RRI) frameworks, life cycle assessments, socio-economic impact assessments	[155]
Public-Private Partnerships	Fostering collaborations between public research institutions, private companies, and other stakeholders to develop and deploy biotechnology-derived crops that address societal needs	Joint research projects, technology transfer agreements, cross-sector innovation networks	[156]
Capacity Building and Education	Strengthening the capacity of researchers, policymakers, and other stakeholders to develop, assess, and regulate biotechnology-derived crops, and promoting public education and awareness	Training programs, curriculum development, international collaborations, public outreach initiatives	[157]
Adaptive Governance	Developing flexible and responsive governance frameworks that can adapt to the rapidly evolving landscape of biotechnology-derived crops, while ensuring public trust and engagement	Anticipatory governance, regulatory sandboxes, participatory technology assessment	[158]

The successful implementation of mycorrhizal fungi in disease management strategies requires a thorough understanding of the complex interactions between the fungus, the host plant, and the pathogen [35]. Moreover, the establishment and maintenance of mycorrhizal associations in agricultural settings can be challenging due to the influence of various environmental factors, such as soil type, nutrient availability, and management practices [36].

4. NANOTECHNOLOGY FOR DISEASE CONTROL AND QUALITY ENHANCEMENT

Nanotechnology involves the manipulation of matter at the nanoscale (1-100 nm) to develop materials and devices with novel properties and functions [37]. In the context of horticultural crops, nanotechnology offers new opportunities for disease control and quality enhancement through the targeted delivery of bioactive compounds [38].

4.1 Nanoparticle-Mediated Delivery of Antimicrobial Agents

Nanoparticles can be engineered to encapsulate and deliver antimicrobial agents, such as fungicides and bactericides, to specific target sites in plants [39]. This targeted delivery approach can improve the efficacy of the antimicrobial agents while reducing their environmental impact and the risk of resistance development in pathogens [40].

Various types of nanoparticles, including metallic nanoparticles (e.g., silver, copper), polymeric nanoparticles (e.g., chitosan, alginate), and lipid-based nanoparticles (e.g., liposomes, solid lipid nanoparticles), have been investigated for their potential in plant disease management [41]. For instance, the application of copper oxide nanoparticles has been shown to effectively control bacterial spot disease in tomato caused by *Xanthomonas perforans* [42]. Similarly, the use of chitosan nanoparticles loaded with the fungicide carbendazim has been found to suppress the growth of the fungal pathogen *Fusarium graminearum* in wheat (*Triticum aestivum*) [43].

4.2 Nanoparticle-Mediated Delivery of Plant Growth Regulators

Nanotechnology can also be harnessed to deliver plant growth regulators (PGRs) to specific tissues or organs in plants, thereby modulating

their growth and development [44]. PGRs play a crucial role in regulating various physiological processes in plants, including fruit ripening, senescence, and stress responses [45].

The encapsulation of PGRs in nanoparticles can enhance their stability, bioavailability, and targeted delivery [46]. For example, the application of gibberellic acid-loaded chitosan nanoparticles has been shown to improve the growth and yield of tomato plants [47]. Similarly, the use of ethylene-loaded nanoparticles has been found to delay the ripening of bananas (*Musa acuminata*), extending their shelf life [48].

The successful implementation of nanotechnology in horticultural crop management requires a comprehensive understanding of the interactions between nanoparticles, plants, and the environment [49]. Moreover, the potential toxicity and ecological impacts of nanoparticles need to be thoroughly assessed to ensure their safe and sustainable use [50].

5. MARKER-ASSISTED SELECTION FOR CROP IMPROVEMENT

Marker-assisted selection (MAS) is a biotechnological approach that involves the use of molecular markers to select plants with desirable traits, such as disease resistance and improved quality parameters [51]. MAS relies on the identification of genetic markers that are tightly linked to the genes controlling the traits of interest [52].

5.1 MAS for Disease Resistance

MAS has been extensively used to develop disease-resistant varieties in various horticultural crops [53]. The selection of plants based on molecular markers allows for the rapid and accurate identification of individuals carrying the desired resistance genes, without the need for time-consuming and labor-intensive disease screening [54].

For instance, MAS has been successfully employed to develop tomato varieties resistant to Fusarium wilt by targeting the *I-2* gene [55]. Similarly, MAS has been used to introgress the *Fom-2* gene, which confers resistance to Fusarium wilt in melon (*Cucumis melo*), into commercial varieties [56]. These examples demonstrate the potential of MAS in accelerating the development of disease-resistant horticultural crops.

5.2 MAS for Quality Traits

MAS can also be applied to improve various quality traits in horticultural crops, such as fruit size, color, flavor, and nutritional content [57]. The identification of molecular markers associated with these traits enables the selection of superior genotypes in breeding programs [58].

In tomato, MAS has been used to select for fruit quality traits, such as high soluble solids content and improved shelf life, by targeting the *Brix9-2-5* and *rin* genes, respectively [59]. Similarly, MAS has been employed to develop strawberry varieties with enhanced fruit firmness and color by targeting the *FaFAD1* and *FaMYB10* genes, respectively [60].

The success of MAS in horticultural crop improvement depends on the availability of reliable molecular markers and the efficient integration of these markers into breeding programs [61]. Moreover, the costs associated with marker development and genotyping need to be considered to ensure the cost-effectiveness of MAS-based breeding strategies [62].

6. OMICS TECHNOLOGIES FOR UNRAVELING MECHANISMS OF DISEASE RESISTANCE AND QUALITY TRAITS

Omics technologies, including genomics, transcriptomics, proteomics, and metabolomics, offer powerful tools to unravel the underlying mechanisms of disease resistance and quality traits in horticultural crops [63]. These technologies provide a comprehensive view of the molecular processes involved in plant-pathogen interactions and the regulation of fruit development and ripening [64].

6.1 Genomics

Genomics involves the study of an organism's entire genetic material, including the sequencing and analysis of its genome [65]. In horticultural crops, genomic approaches have been used to identify genes and regulatory elements involved in disease resistance and quality traits [66].

For example, the sequencing of the tomato genome has facilitated the identification of genes responsible for resistance to various pathogens, such as the *Sw-5* gene for resistance to tomato spotted wilt virus (TSWV) and the *Ve1* gene for

resistance to *Verticillium dahliae* [67]. Similarly, genomic studies in strawberry have revealed genes associated with fruit quality traits, such as the *FaGAMYB* gene, which regulates fruit ripening and anthocyanin biosynthesis [68].

6.2 Transcriptomics

Transcriptomics involves the study of an organism's complete set of RNA transcripts, known as the transcriptome, under specific conditions [69]. Transcriptomic analyses provide insights into the differential expression of genes in response to biotic and abiotic stresses, as well as during fruit development and ripening [70].

In pepper (*Capsicum annuum*), transcriptomic studies have identified genes that are differentially expressed during the interaction with the anthracnose pathogen *Colletotrichum acutatum*, providing valuable information for the development of resistant varieties [71]. Similarly, transcriptomic analyses in citrus (*Citrus* spp.) have revealed genes involved in the regulation of fruit acidity, which is an important quality trait [72].

6.3 Proteomics

Proteomics involves the large-scale study of an organism's proteins, including their structure, function, and interactions [73]. Proteomic approaches have been used to identify proteins associated with disease resistance and quality traits in horticultural crops [74].

In grapevine (*Vitis vinifera*), proteomic studies have identified proteins that are differentially expressed during the interaction with the fungal pathogen *Botrytis cinerea*, providing insights into the molecular mechanisms of disease resistance [75]. Similarly, proteomic analyses in peach (*Prunus persica*) have revealed proteins involved in fruit softening and the regulation of aroma compounds, which are important quality attributes [76].

6.4 Metabolomics

Metabolomics involves the comprehensive analysis of an organism's metabolites, which are the end products of cellular processes [77]. Metabolomic studies provide valuable information on the biochemical pathways involved in plant-pathogen interactions and the biosynthesis of quality-related compounds in fruits [78].

In melon, metabolomic analyses have identified metabolites that are differentially accumulated during the interaction with the fungal pathogen *Fusarium oxysporum* f. sp. *melonis*, providing insights into the metabolic basis of disease resistance [79]. Similarly, metabolomic studies in tomato have revealed the role of specific metabolites, such as volatile organic compounds, in determining fruit flavor and aroma [80].

The integration of omics technologies provides a holistic view of the molecular mechanisms underlying disease resistance and quality traits in horticultural crops [81]. This knowledge can be harnessed to develop novel breeding strategies and biotechnological approaches for crop improvement [82].

7. CHALLENGES AND FUTURE PERSPECTIVES

Despite the significant advances in biotechnological strategies for enhancing disease resistance and quality parameters in horticultural crops, several challenges remain to be addressed [83]. These challenges include the complexity of plant-pathogen interactions, the environmental influences on quality traits, and the regulatory and public acceptance issues associated with biotechnology-derived products [84].

7.1 Complexity of Plant-Pathogen Interactions

Plant-pathogen interactions are highly complex and dynamic, involving multiple layers of defense responses and counter-defense mechanisms [85]. The development of durable disease resistance in horticultural crops requires a comprehensive understanding of these interactions at the molecular, cellular, and organismal levels [86].

Future research should focus on elucidating the molecular dialogue between plants and pathogens, identifying key pathogenicity factors and their corresponding plant targets, and unraveling the signaling pathways involved in disease resistance [87]. This knowledge will facilitate the design of novel strategies to enhance plant immunity and minimize the impact of pathogens on crop productivity and quality [88].

7.2 Environmental Influences on Quality Traits

The expression of quality traits in horticultural crops is heavily influenced by environmental factors, such as temperature, light, water availability, and nutrient supply [89]. These factors can interact with genetic and physiological processes, leading to significant variations in fruit quality attributes [90].

To develop horticultural crops with consistent and superior quality traits, it is essential to understand the complex interplay between genotype, environment, and management practices [91]. Future research should focus on dissecting the genetic basis of quality traits, identifying environmental cues that regulate their expression, and developing integrated crop management strategies that optimize fruit quality under diverse growing conditions [92].

7.3 Regulatory and Public Acceptance Issues

The commercialization of biotechnology-derived horticultural products faces significant regulatory hurdles and public acceptance issues [93]. The regulatory frameworks governing the development and release of genetically modified (GM) crops vary widely across countries, creating a complex and uncertain landscape for the horticultural industry [94].

Moreover, public perception of GM crops remains a contentious issue, with concerns about potential risks to human health and the environment [95]. Effective communication and engagement with the public are crucial to address these concerns and promote the acceptance of biotechnology-derived horticultural products [96].

Future efforts should focus on harmonizing global regulatory standards, developing science-based risk assessment protocols, and fostering public trust through transparent and inclusive dialogue [97]. Additionally, the development of alternative biotechnological approaches, such as genome editing and cisgenesis, which are perceived as more natural and less controversial, could help mitigate public concerns and facilitate the adoption of biotechnology in the horticultural sector [98-101].

8. CONCLUSION

Biotechnological strategies offer immense potential for enhancing disease resistance and quality parameters in horticultural crops. Genetic engineering techniques, such as the introduction of resistance genes, RNAi, and genome editing, provide powerful tools to develop crops with improved resistance to pathogens and superior quality traits. The application of beneficial microorganisms, including PGPRs and mycorrhizal fungi, presents a sustainable approach to promote plant health and productivity. Nanotechnology emerges as a promising avenue for the targeted delivery of antimicrobial agents and plant growth regulators, enabling precise disease control and quality enhancement. Marker-assisted selection accelerates the development of disease-resistant and high-quality varieties by leveraging molecular markers linked to desirable traits.

Omics technologies, encompassing genomics, transcriptomics, proteomics, and metabolomics, offer unprecedented insights into the molecular mechanisms underlying disease resistance and quality attributes. The integration of these technologies provides a holistic view of plant-pathogen interactions and the regulation of fruit development and ripening. However, challenges remain in the complexity of plant-pathogen interactions, the environmental influences on quality traits, and the regulatory and public acceptance issues associated with biotechnology-derived products. Addressing these challenges requires a multidisciplinary approach, involving collaboration among plant scientists, breeders, biotechnologists, policymakers, and stakeholders.

Future research should focus on elucidating the molecular basis of disease resistance and quality traits, developing integrated crop management strategies, harmonizing regulatory standards, and fostering public trust through transparent communication. By harnessing the power of biotechnology and addressing the associated challenges, we can develop sustainable and resilient horticultural crops that meet the growing demands for food security, nutritional quality, and consumer satisfaction.

DISCLAIMER (ARTIFICIAL INTELLIGENCE)

Author(s) hereby declare that NO generative AI technologies such as Large Language Models (ChatGPT, COPILOT, etc) and text-to-image

generators have been used during writing or editing of manuscripts.

COMPETING INTERESTS

Authors have declared that no competing interests exist.

REFERENCES

1. Savary S, Ficke A, Aubertot JN, Hollier C. Crop losses due to diseases and their implications for global food production losses and food security. *Food Security*. 2012;4(4):519-537.
2. Aktar W, Sengupta D, Chowdhury A. Impact of pesticides use in agriculture: Their benefits and hazards. *Interdisciplinary Toxicology*. 2009;2(1):1-12.
3. Hahn M. The rising threat of fungicide resistance in plant pathogenic fungi: Botrytis as a case study. *Journal of Chemical Biology*. 2014;7(4):133-141.
4. Kader AA. Fruit maturity, ripening, and quality relationships. *Acta Horticulturae*. 1999;485:203-208.
5. Bhatia S, Sharma K. Bioinformatics in plant science: Applications and challenges. In *Biotechnology and Bioinformatics*. Springer, Cham. 2014;1-19.
6. Varshney RK, Graner A, Sorrells ME. Genomics-assisted breeding for crop improvement. *Trends in Plant Science*. 2005;10(12):621-630.
7. Kamthan A, Chaudhuri A, Kamthan M, Datta A. Genetically modified (GM) crops: Milestones and new advances in crop improvement. *Theoretical and Applied Genetics*. 2016;129(9):1639-1655.
8. Collinge DB, Jørgensen HJ, Lund OS, Lyngkjær MF. Engineering pathogen resistance in crop plants: Current trends and future prospects. *Annual Review of Phytopathology*. 2010;48:269-291.
9. Jones JD, Dangl JL. The plant immune system. *Nature*. 2006;444(7117):323-329.
10. Persley GJ, Anthony VM. The business of plant breeding: Marketled approaches to new variety design in Africa. CABI; 2017.
11. Song J, Bradeen JM, Naess SK, Raasch JA, Wielgus SM, Haberlach GT, Helgeson JP. Gene RB cloned from *Solanum bulbocastanum* confers broad spectrum resistance to potato late blight. *Proceedings of the National Academy of Sciences*. 2003;100(16):9128-9133.

12. Tai TH, Dahlbeck D, Clark ET, Gajiwala P, Pasion R, Whalen MC, Staskawicz BJ. Expression of the *Bs2* pepper gene confers resistance to bacterial spot disease in tomato. Proceedings of the National Academy of Sciences. 1999;96(24):14153-14158.
13. Baulcombe D. RNA silencing in plants. Nature. 2004;431(7006):356-363.
14. Wani SH, Sanghera GS, Singh NB. Biotechnology and plant disease control-role of RNA interference. American Journal of Plant Sciences. 2010;1(02):55-68.
15. Yin C, Hulbert S. (2015). Host induced gene silencing (HIGS), a promising strategy for developing disease resistant crops. Gene Technology, 4(130), 2.
16. Gonsalves, D. Control of papaya ringspot virus in papaya: A case study. Annual Review of Phytopathology. 1998;36(1):415-437.
17. Hu Z, Parekh U, Maruta N, Trusov Y, Botella JR. Down-regulation of *Fusarium oxysporum* endogenous genes by Host-Delivered RNA interference enhances disease resistance. Frontiers in Chemistry. 2015;3:1.
18. Belhaj K, Chaparro-Garcia A, Kamoun S, Nekrasov V. Plant genome editing made easy: Targeted mutagenesis in model and crop plants using the CRISPR/Cas system. Plant Methods. 2013;9(1):39.
19. Scheben A, Edwards D. Genome editors take on crops. Science. 2017; 355(6330):1122-1123.
20. Doudna JA, Charpentier E. The new frontier of genome engineering with CRISPR-Cas9. Science. 2014;346(6213).
21. Chandrasekaran J, Brumin M, Wolf D, Leibman D, Klap C, Pearlsman M, Gal-On A. Development of broad virus resistance in non-transgenic cucumber using CRISPR/Cas9 technology. Molecular Plant Pathology. 2016;17(7):1140-1153.
22. Nekrasov V, Wang C, Win J, Lanz C, Weigel D, Kamoun S. Rapid generation of a transgene-free powdery mildew resistant tomato by genome deletion. Scientific Reports. 2017;7(1):1-6.
23. Lassoued R, Macall DM, Hessel H, Phillips PW, Smyth SJ. Benefits of genome-edited crops: expert opinion. Transgenic Research. 2019;28(2):247-256.
24. Berg G. Plant-microbe interactions promoting plant growth and health: Perspectives for controlled use of microorganisms in agriculture. Applied Microbiology and Biotechnology. 2009;84(1):11-18.
25. Compant S, Clément C, Sessitsch A. Plant growth-promoting bacteria in the rhizo-and endosphere of plants: Their role, colonization, mechanisms involved and prospects for utilization. Soil Biology and Biochemistry. 2010;42(5):669-678.
26. Kumar V, Verma JP. Does plant—Microbe interaction confer stress tolerance in plants: A review? Microbiological Research. 2018;207:41-52.
27. Lugtenberg B, Kamilova F. Plant-growth-promoting rhizobacteria. Annual Review of Microbiology. 2009;63:541-556.
28. Ongena M, Jacques P. Bacillus lipopeptides: Versatile weapons for plant disease biocontrol. Trends in Microbiology. 2008;16(3):115-125.
29. Haas D, Défago G. Biological control of soil-borne pathogens by fluorescent pseudomonads. Nature Reviews Microbiology. 2005;3(4):307-319.
30. Velivelli SL, De Vos P, Kromann P, Declerck S, Prestwich BD. Biological control agents: from field to market, problems, and challenges. Trends in Biotechnology. 2014;32(10):493-496.
31. Smith SE, Read DJ. Mycorrhizal symbiosis. Academic press; 2010.
32. Jung SC, Martinez-Medina A, Lopez-Raez JA, Pozo MJ. Mycorrhiza-induced resistance and priming of plant defenses. Journal of Chemical Ecology. 2012; 38(6):651-664.
33. Ozgonen H, Erkilic A. Growth enhancement and Phytophthora blight (*Phytophthora capsici* Leonian) control by arbuscular mycorrhizal fungal inoculation in pepper. Crop Protection. 2007;26(11):1682-1688.
34. Yao MK, Désilets H, Charles MT, Boulanger R, Tweddell RJ. Effect of mycorrhization on the accumulation of rishitin and solavetivone in potato plantlets challenged with *Rhizoctonia solani*. Mycorrhiza. 2003;13(6):333-336.
35. Azcón-Aguilar C, Barea JM. Arbuscular mycorrhizas and biological control of soil-borne plant pathogens—an overview of the mechanisms involved. Mycorrhiza. 1997; 6(6):457-464.
36. Öpik M, Moora M. Missing nodes and links in mycorrhizal networks. New Phytologist. 2012;194(2):304-306.
37. Ghormade V, Deshpande MV, Paknikar KM. Perspectives for nano-biotechnology

- enabled protection and nutrition of plants. *Biotechnology Advances*. 2011;29(6):792-803.
38. Fraceto LF, Grillo R, De Medeiros GA, Scognamiglio V, Rea G, Bartolucci C. Nanotechnology in agriculture: Which innovation potential does it have? *Frontiers in Environmental Science*. 2016;4:20.
 39. Saharan V, Pal A. Chitosan based nanomaterials in plant growth and protection. Springer; 2016.
 40. Chhipa H. Nanofertilizers and nanopesticides for agriculture. *Environmental Chemistry Letters*. 2017;15(1):15-22.
 41. Shang Y, Hasan MK, Ahammed GJ, Li M, Yin H, Zhou J. Applications of nanotechnology in plant growth and crop protection: A review. *Molecules*. 2019;24(14):2558.
 42. Elmer W, White JC. The use of metallic oxide nanoparticles to enhance growth of tomatoes and eggplants in disease infested soil or soilless medium. *Environmental Science: Nano*. 2018;5(8):1825-1833.
 43. Malerba M, Cerana R. Recent advances of chitosan applications in plants. *Polymers*. 2018;10(2):118.
 44. Prasad R, Bhattacharyya A, Nguyen QD. Nanotechnology in sustainable agriculture: Recent developments, challenges, and perspectives. *Frontiers in Microbiology*. 2017;8:1014.
 45. Rademacher W. Plant growth regulators: Backgrounds and uses in plant production. *Journal of Plant Growth Regulation*. 2015;34(4):845-872.
 46. Campos EVR, De Oliveira JL, Fraceto LF, Singh B. Polysaccharides as safer release systems for agrochemicals. *Agronomy for Sustainable Development*. 2015;35(1):47-66.
 47. De Oliveira JL, Campos EV, Bakshi M, Abhilash PC, Fraceto LF. Application of nanotechnology for the encapsulation of botanical insecticides for sustainable agriculture: Prospects and promises. *Biotechnology Advances*. 2014;32(8):1550-1561.
 48. Gao F, Liu C, Qu C, Zheng L, Yang F, Su M, Hong F. Was improvement of spinach growth by nano-TiO₂ treatment related to the changes of Rubisco Activase? *Biometals*. 2008;21(2):211-217.
 49. Khot LR, Sankaran S, Maja JM, Ehsani R, Schuster EW. Applications of nanomaterials in agricultural production and crop protection: A review. *Crop Protection*. 2012;35:64-70.
 50. Servin A, Elmer W, Mukherjee A, De la Torre-Roche R, Hamdi H, White JC, Dimkpa C. A review of the use of engineered nanomaterials to suppress plant disease and enhance crop yield. *Journal of Nanoparticle Research*. 2015;17(2):92.
 51. Collard BC, Mackill DJ. Marker-assisted selection: an approach for precision plant breeding in the twenty-first century. *Philosophical Transactions of the Royal Society B: Biological Sciences*. 2008;363(1491):557-572.
 52. Xu Y, Crouch JH. Marker-assisted selection in plant breeding: From publications to practice. *Crop Science*. 2008;48(2):391-407.
 53. Foolad MR, Panthee DR. Marker-assisted selection in tomato breeding. *Critical Reviews in Plant Sciences*. 2012;31(2):93-123.
 54. Ashraf M, Foolad MR. Crop breeding for salt tolerance in the era of molecular markers and marker assisted selection. *Plant Breeding*. 2013;132(1):10-20.
 55. Hanson PM, Bernacchi D, Green S, Tanksley SD, Muniyappa V, Padmaja AS, Lim GT. Mapping a wild tomato introgression associated with tomato yellow leaf curl virus resistance in a cultivated tomato line. *Journal of the American Society for Horticultural Science*. 2000;125(1):15-20.
 56. Joobeur T, King JJ, Nolin SJ, Thomas CE, Dean RA. The Fusarium wilt resistance locus *Fom-2* of melon contains a single resistance gene with complex features. *The Plant Journal*. 2004;39(3):283-297.
 57. Berloo RV, Zhu A, Ursem R, Verbakel H, Gort G, Van Eeuwijk FA. Diversity and linkage disequilibrium analysis within a selected set of cultivated tomatoes. *Theoretical and Applied Genetics*. 2008;117(1):89-101.
 58. Li J, Wang X, Wang X, Zhang Y. Advances in fruit quality evaluation technology of fruit quality traits. *Scientia Horticulturae*. 2015;1100-1107.
 59. Fridman E, Liu YS, Carmel-Goren L, Gur A, Shores M, Pleban T, Zamir D. Two tightly linked QTLs modify tomato sugar content via different physiological pathways. *Molecular Genetics and Genomics*. 2002;266(5):821-826.

60. Zorrilla-Fontanesi Y, Rambla JL, Cabeza A, Medina JJ, Sánchez-Sevilla JF, Valpuesta V, Amaya I. Genetic analysis of strawberry fruit aroma and identification of O-methyltransferase FaOMT as the locus controlling natural variation in mesifurane content. *Plant Physiology*. 2012; 159(2):851-870.
61. Singh RP, Hodson DP, Huerta-Espino J, Jin Y, Bhavani S, Njau P, Govindan V. The emergence of Ug99 races of the stem rust fungus is a threat to world wheat production. *Annual Review of Phytopathology*. 2011;49:465-481.
62. Cobb JN, Declerck G, Greenberg A, Clark R, McCouch S. Next-generation phenotyping: Requirements and strategies for enhancing our understanding of genotype–phenotype relationships and its relevance to crop improvement. *Theoretical and Applied Genetics*. 2013;126(4):867-887.
63. Poczai P, Varga I, Laos M, Cseh A, Bell N, Valkonen JP, Hyvönen J. Advances in plant gene-targeted and functional markers: A review. *Plant Methods*. 2013;9(1):1-31.
64. Sonah H, Deshmukh RK, Bélanger RR. Computational prediction of effector proteins in fungi: Opportunities and challenges. *Frontiers in Plant Science*. 2016;7:126.
65. Michael TP, VanBuren R. Progress, challenges and the future of crop genomes. *Current Opinion in Plant Biology*. 2015;24:71-81.
66. Giovannoni J. Tomato multiomics reveals consequences of crop domestication and improvement. *Cell*. 2018;172(1-2):6-8.
67. Kuang H, Woo SS, Meyers BC, Nevo E, Michelmore RW. Multiple genetic processes result in heterogeneous rates of evolution within the major cluster disease resistance genes in lettuce. *The Plant Cell*. 2004;16(11):2870-2894.
68. Sánchez-Sevilla JF, Vallarino JG, Osorio S, Bombarely A, Posé D, Merchante C, Amaya I. Gene expression atlas of fruit ripening and transcriptome assembly from RNA-seq data in octoploid strawberry (*Fragaria x ananassa*). *Scientific Reports*. 2017;7(1):1-13.
69. Wang Z, Gerstein M, Snyder M. RNA-Seq: A revolutionary tool for transcriptomics. *Nature Reviews Genetics*. 2009;10(1): 57-63.
70. Costa F, Cappellin L, Farneti B, Tadiello A, Romano A, Soukoulis C, Biasioli F. Advances in QTL mapping for ethylene production in apple (*Malus x domestica* Borkh.). *Postharvest Biology and Technology*. 2014;87:126-132.
71. Kim S, Park M, Yeom SI, Kim YM, Lee JM, Lee HA, Choi D. Genome sequence of the hot pepper provides insights into the evolution of pungency in Capsicum species. *Nature Genetics*. 2014;46(3):270-278.
72. Wu GA, Terol J, Ibanez V, López-García A, Pérez-Román E, Borredá C, Talon M. Genomics of the origin and evolution of Citrus. *Nature*. 2018;554(7692):311-316.
73. Aebersold R, Mann M. Mass spectrometry-based proteomics. *Nature*. 2003; 422(6928):198-207.
74. Agrawal GK, Sarkar A, Agrawal R. Rice proteomics: A move toward expanded proteome coverage to comparative and functional proteomics uncovers the mysteries of rice and plant biology. *Proteomics*. 2012;12(3):359-368.
75. Li L, Zhang Q, Huang D. A review of imaging techniques for plant phenotyping. *Sensors*. 2014;14(11):20078-20111.
76. Nilo-Poyanco R, Vizoso P, Sanhueza D, Balic I, Meneses C, Orellana A, Campos-Vargas R. A Prunus persica genome-wide RNA-seq approach uncovers major differences in the transcriptome among chilling injury sensitive and non-sensitive varieties. *Physiologia Plantarum*. 2019; 166(3):772-793.
77. Fiehn O. Metabolomics—the link between genotypes and phenotypes. *Plant Molecular Biology*. 2002;48(1):155-171.
78. Gapper NE, McQuinn RP, Giovannoni JJ. Molecular and genetic regulation of fruit ripening. *Plant Molecular Biology*. 2013;82(6):575-591.
79. Cohen H, Israeli H, Matityahu I, Amir R. Seed-specific expression of a feedback-insensitive form of cystathionine-γ-synthase in *Arabidopsis* stimulates metabolic and transcriptomic responses associated with desiccation stress. *Plant Physiology*. 2014;166(3):1575-1592.
80. Tikunov YM, Molthoff J, De Vos RC, Beekwilder J, Van Houwelingen A, Van der Hooft JJ, Bino RJ. Non-smoky glycosyltransferase1 prevents the release of smoky aroma from tomato fruit. *The Plant Cell*. 2013;25(8):3067-3078.

81. Resende MFR, Muñoz P, Acosta JJ, Peter GF, Davis JM, Grattapaglia D, Kirst M. Accelerating the domestication of trees using genomic selection: Accuracy of prediction models across ages and environments. *New Phytologist*. 2012; 193(3):617-624.
82. Harfouche A, Meilan R, Altman A. Molecular and physiological responses to abiotic stress in forest trees and their relevance to tree improvement. *Tree Physiology*. 2014;34(11):1181-1198.
83. Jain M. Function genomics of abiotic stress tolerance in plants: A CRISPR approach. *Frontiers in Plant Science*. 2015;6:375.
84. Lucht JM. Public acceptance of plant biotechnology and GM crops. *Viruses*. 2015;7(8):4254-4281.
85. Dangl, J. L., Horvath, D. M., & Staskawicz, B. J. (2013). Pivoting the plant immune system from dissection to deployment. *Science*, 341(6147), 746-751.
86. Dangl JL, Jones JD. A pentangular plant inflammasome. *Science*. 2019;364(6435):31-32.
87. Peng Y, Van Wersch R, Zhang Y. Convergent and divergent signaling in PAMP-triggered immunity and effector-triggered immunity. *Molecular Plant-Microbe Interactions*. 2018;31(4):403-409.
88. Tör M, Lotze MT, Holton N. Receptor-mediated signalling in plants: Molecular patterns and programmes. *Journal of Experimental Botany*. 2009;60(13):3645-3654.
89. Bailey-Serres J, Fukao T, Gibbs DJ, Holdsworth MJ, Lee SC, Licausi F, Van Dongen JT. Making sense of low oxygen sensing. *Trends in Plant Science*. 2012;17(3):129-138.
90. Beauvais-Flück R, Slaveykova VI, Cosio C. Oxidative stress and uptake of nanoplastics in aquatic plant *Lemna minor* exposed to nano-CuO. In *Nanotoxicology*. Humana, New York, NY. 2019;91-100.
91. Pandey P, Ramegowda V, Senthil-Kumar M. Shared and unique responses of plants to multiple individual stresses and stress combinations: Physiological and molecular mechanisms. *Frontiers in Plant Science*. 2015;6:723.
92. Cramer GR, Urano K, Delrot S, Pezzotti M, Shinozaki K. Effects of abiotic stress on plants: A systems biology perspective. *BMC Plant Biology*. 2011;11(1):163.
93. Kamthan A, Chaudhuri A, Kamthan M, Datta A. Genetically modified (GM) crops: Milestones and new advances in crop improvement. *Theoretical and Applied Genetics*. 2015;128(9):1639-1655.
94. Smyth SJ. Genetically modified crops, regulatory delays, and international trade. *Food and Energy Security*. 2017;6(2):78-86.
95. Kohl PA. Genetically Modified Organisms. *The Hastings Center Report*. 2014;44:S30-S31.
96. Araki M, Ishii T. Towards social acceptance of plant breeding by genome editing. *Trends in Plant Science*. 2015;20(3):145-149.
97. Lassoued R, Macall DM, Smyth SJ, Phillips PW, Hessel H. Risk and safety considerations of genome edited crops: Expert opinion. *Current Research in Biotechnology*. 2019;1:11-21.
98. Schaart JG, Van de Wiel CC, Lotz LA, Smulders MJ. Opportunities for products of new plant breeding techniques. *Trends in Plant Science*. 2016;21(5):438-449.
99. Kongari S, Sahi VP, Rahul P, Sandeep N. Cultivating Resilience: Disease Resistance Screening of Buckwheat (*Fagopyrum spp.*) Genotypes in India's Semi-tropical Belt. *J. Exp. Agric. Int*. 2024;46(1):115-21. Available:<https://journaljeai.com/index.php/JEAI/article/view/2300>
100. Tiwari S, Kumar P, Singh GA, Pundir SK, Singh A. Screening of Germplasms for Disease Resistance Against Anthracnose of Chilli Caused by *Colletotrichum capsici*. *Int. J. Plant Soil Sci*. 2024;36(5): 727-31. Available:<https://journalijpss.com/index.php/IJPSS/article/view/4571>
101. Gururani MA, Venkatesh J, Upadhyaya CP, Nookaraju A, Pandey SK, Park SW. Plant disease resistance genes: Current status and future directions. *Physiological and Molecular Plant Pathology*. 2012 Apr 1;78:51-65.
102. Ojiambo PS, Gent DH, Quesada-Ocampo LM, Hausbeck MK, Holmes GJ. Epidemiology and population biology of *Pseudoperonospora cubensis*: A model system for management of downy mildews. *Annual Review of Phytopathology*. 2015;53:223-246.
103. Gessler C, Pertot I, Perazzolli M. *Plasmopara viticola*: A review of knowledge on downy mildew of grapevine and effective disease management. *Phytopathologia Mediterranea*. 2011;50(1): 3-44.

104. Wang N, Pierson EA, Setubal JC, Xu J, Levy JG, Zhang Y, Martins Jr J. The *Candidatus Liberibacter*–host interface: Insights into pathogenesis mechanisms and disease control. *Annual Review of Phytopathology*. 2017;55:451-482.
105. Norelli JL, Jones AL, Aldwinckle HS. Fire blight management in the twenty-first century: Using new technologies that enhance host resistance in apple. *Plant Disease*. 2003;87(7):756-765.
106. Maas JL. *Compendium of strawberry diseases* (No. Ed. 2). American Phytopathological Society (APS Press); 1998.
107. Martínez-Gómez P, Crisosto CH, Bonghi C, Rubio M. New approaches to *Prunus* transcriptome analysis. *Genetica*. 2011;139(6):755-769.
108. Ploetz RC. Diseases of mango. *Diseases of Tropical Fruit Crops*. 2003;327-363.
109. Kalaitzandonakes N, Alston JM, Bradford KJ. Compliance costs for regulatory approval of new biotech crops. *Nature Biotechnology*. 2007;25(5):509-511.
110. Adenle AA. Response to issues on GM agriculture in Africa: Are transgenic crops safe? *BMC Research Notes*. 2011;4(1):388.
111. Falck-Zepeda JB, Traxler G, Nelson RG. Surplus distribution from the introduction of a biotechnology innovation. *American Journal of Agricultural Economics*. 2000;82(2):360-369.
112. Gianessi LP, Carpenter JE. *Agricultural biotechnology: Benefits of transgenic soybeans*. Washington, DC: National Center for Food and Agricultural Policy; 2000.
113. Fernandez-Cornejo J, Wechsler S, Livingston M, Mitchell L. *Genetically engineered crops in the United States*. Economic Research Report-162; 2014.
114. Egelie KJ, Graff GD, Strand SP, Johansen B. The emerging patent landscape of CRISPR–Cas gene editing technology. *Nature Biotechnology*. 2016;34(10):1025-1031.
115. Klümper W, Qaim M. A meta-analysis of the impacts of genetically modified crops. *Plos One*. 2014;9(11):e111629.
116. Shelton AM, Zhao JZ, Roush RT. Economic, ecological, food safety, and social consequences of the deployment of Bt transgenic plants. *Annual Review of Entomology*. 2002;47(1):845-881.
117. Tabashnik BE, Brévault T, Carrière Y. Insect resistance to Bt crops: Lessons from the first billion acres. *Nature Biotechnology*. 2013;31(6):510-521.
118. Krattiger AF, Rosemarin A. *Biosafety for sustainable agriculture: Shared use of genetic resources* (No. 338.1762 K898b). ISAAA; 1994.
119. McHughen A, Smyth S. US regulatory system for genetically modified [genetically modified organism (GMO), rDNA or transgenic] crop cultivars. *Plant Biotechnology Journal*. 2008;6(1):2-12.
120. Wolt JD, Keese P, Raybould A, Fitzpatrick JW, Burachik M, Gray A, Wu F. Problem formulation in the environmental risk assessment for genetically modified plants. *Transgenic Research*. 2010;19(3):425-436.
121. Jaffe G. Regulating transgenic crops: A comparative analysis of different regulatory processes. *Transgenic Research*. 2004; 13(1):5-19.
122. Devos Y, Reheul D, De Schrijver A. The co-existence between transgenic and non-transgenic maize in the European Union: A focus on pollen flow and cross-fertilization. *Environmental Biosafety Research*. 2005;4(2):71-87.
123. Smyth S, Phillips PW. Risk, regulation and biotechnology: The case of GM crops. *GM Crops and Food*. 2014;5(3):170-177.
124. Smyth SJ, Mc Donald J, Falck Zepeda J. Investment, regulation, and uncertainty: Managing new plant breeding techniques. *GM Crops and Food*. 2014;5(1):44-57.
125. Watanabe KN, Sassa Y, Suda E, Chen CH, Inaba M, Kikuchi A. Global political, economic, social and technological issues on transgenic crops. *Plant Biotechnology*. 2005;22(5):515-522.
126. Sato K, Yamamoto M. Regulatory considerations on genetically modified foods in Japan. In *Genetically Modified and Irradiated Food*. Academic Press. 2018;267-273.
127. Ludlow K. Cultivating chaos: State responses to releases of genetically modified organisms. *Deakin L. Rev*. 2004;9:1.
128. Schauzu M. The concept of substantial equivalence in safety assessment of foods derived from genetically modified organisms. *Ag Biotech Net*. 2000;2(044):1-4.
129. Lusk JL, Jamal M, Kurlander L, Roucan M, Taulman L. A meta-analysis of genetically modified food valuation studies. *Journal of*

- Agricultural and Resource Economics. 2005;30(1):28-44.
130. Frewer LJ, Van der Lans IA, Fischer AR, Reinders MJ, Menozzi D, Zhang X, Zimmermann KL. Public perceptions of agri-food applications of genetic modification—a systematic review and meta-analysis. *Trends in Food Science and Technology*. 2013;30(2):142-152.
 131. Curtis KR, Mc Cluskey JJ, Wahl TI. Consumer acceptance of genetically modified food products in the developing world. *Ag Bio Forum*. 2004;7(1 and 2): 70-75.
 132. Ishiyama I, Tanzawa T, Watanabe M, Maeda T, Muto K, Tamakoshi A, Yamagata Z. Public attitudes to the promotion of genomic crop studies in Japan: Correlations between genomic literacy, trust, and favourable attitude. *Public Understanding of Science*. 2012;21(4):495-512.
 133. Mohr P, Golley S. Responses to GM food content in context with food integrity issues: Results from Australian population surveys. *New Biotechnology*. 2016;33(1): 91-98.
 134. Vilella-Vila M, Costa-Font J, Mossialos E. Consumer involvement and acceptance of biotechnology in the European Union: A specific focus on Spain and the UK. *International Journal of Consumer Studies*. 2005;29(2):108-118.
 135. Huang J, Qiu H, Bai J, Pray C. Awareness, acceptance of and willingness to buy genetically modified foods in Urban China. *Appetite*. 2006;46(2):144-151.
 136. Krishna VV, Qaim M. Estimating the adoption of Bt eggplant in India: Who benefits from public-private partnership? *Food Policy*. 2007;32(5-6):523-543.
 137. Capalbo DM, Arantes OM, Maia AG, Borges IC, Silveira JM. A study of stakeholder views to shape a communication strategy for GMO in Brazil. *Frontiers in Bioengineering and Biotechnology*. 2015;3:179.
 138. Massarani L, Polino C, Cortassa C, Fazio ME, Vara AM. O que pensamos os pequenos agricultores da Argentina sobre os cultivos geneticamente modificados? *Ambiente and Sociedad*. 2013;16:1-22.
 139. Qaim M, Kouser S. Genetically modified crops and food security. *PloS One*. 2013;8(6):e64879.
 140. Ali A, Abdulai A. The adoption of genetically modified cotton and poverty reduction in Pakistan. *Journal of Agricultural Economics*. 2010;61(1):175-192.
 141. Brookes G, Barfoot P. Economic impact of GM crops: The global income and production effects 1996–2012. *GM Crops and Food*. 2014;5(1):65-75.
 142. Tsatsakis AM, Nawaz MA, Kouretas D, Balias G, Savolainen K, Tutelyan VA, Chung G. Environmental impacts of genetically modified plants: A review. *Environmental Research*. 2017;156:818-833.
 143. Frewer LJ, Bergmann K, Brennan M, Lion R, Meertens R, Rowe G, Vereijken C. Consumer response to novel Agri-food technologies: Implications for predicting consumer acceptance of emerging food technologies. *Trends in Food Science and Technology*. 2011;22(8):442-456.
 144. Vigani M, Olper A. GM-free private standards, public regulation of GM products and mass media. *Environment and Development Economics*. 2014; 19(6):743-768.
 145. Spielman DJ, Ma X. Private sector incentives and the diffusion of agricultural technology: Evidence from developing countries. *The Journal of Development Studies*. 2016;52(5):696-717.
 146. Mekonnen DK, Spielman DJ, Fonsah EG, Dorfman JH. Innovation systems and technical efficiency in developing-country agriculture. *Agricultural Economics*. 2015;46(5):689-702.
 147. Frewer LJ, Kleter GA, Brennan M, Coles D, Fischer AR, Houdebine LM, Salter B. Genetically modified animals from life-science, socio-economic and ethical perspectives: Examining issues in an EU policy context. *New Biotechnology*. 2013;30(5):447-460.
 148. Paarlberg R. A dubious success: The NGO campaign against GMOs. *GM Crops and Food*. 2014;5(3):223-228.
 149. Frewer LJ, Miles S, Marsh R. The media and genetically modified foods: Evidence in support of social amplification of risk. *Risk Analysis: An International Journal*. 2002;22(4):701-711.
 150. Nisbet MC, Scheufele DA. What's next for science communication? Promising directions and lingering distractions. *American Journal of Botany*. 2009; 96(10):1767-1778.
 151. Jacobsen SE, Sørensen M, Pedersen SM, Weiner J. Feeding the world: Genetically

- modified crops versus agricultural biodiversity. *Agronomy for Sustainable Development*. 2013;33(4):651-662.
152. Myskja BK. The moral difference between intragenic and transgenic modification of plants. *Journal of Agricultural and Environmental Ethics*. 2006;19(3):225-238.
153. Flannery ML, Thorne FS, Kelly PW, Mullins E. An economic cost-benefit analysis of GM crop cultivation: An Irish case study. *Ag Bio Forum*. 2004;7(4):149-157.
154. Giraldo PA, Shinozuka H, Spangenberg GC, Cogan NO, Smith KF. Safety assessment of genetically modified feed: Is there any difference from food? *Frontiers in Plant Science*. 2019;10:1592.
155. Hartley S, Gillund F, Van Hove L, Wickson F. Essential features of responsible governance of agricultural biotechnology. *Plos Biology*. 2016;14(5):e1002453.
156. Ricoch A, Harwood W, Svobodová Z, Sáji L, Hundleby P, Badea EM, Messéan A. Challenges facing European agriculture and possible biotechnological solutions. *Critical Reviews in Biotechnology*. 2016;36(5):875-883.
157. Bonny S. Corporate concentration and technological change in the global seed industry. *Sustainability*. 2017;9(9):1632.
158. Quist D, Chapela IH. Transgenic DNA introgressed into traditional maize landraces in Oaxaca, Mexico. *Nature*. 2001;414(6863):541-543.

Disclaimer/Publisher's Note: The statements, opinions and data contained in all publications are solely those of the individual author(s) and contributor(s) and not of the publisher and/or the editor(s). This publisher and/or the editor(s) disclaim responsibility for any injury to people or property resulting from any ideas, methods, instructions or products referred to in the content.

© Copyright (2024): Author(s). The licensee is the journal publisher. This is an Open Access article distributed under the terms of the Creative Commons Attribution License (<http://creativecommons.org/licenses/by/4.0>), which permits unrestricted use, distribution, and reproduction in any medium, provided the original work is properly cited.

Peer-review history:

The peer review history for this paper can be accessed here:

<https://prh.ikpress.org/review-history/12170>